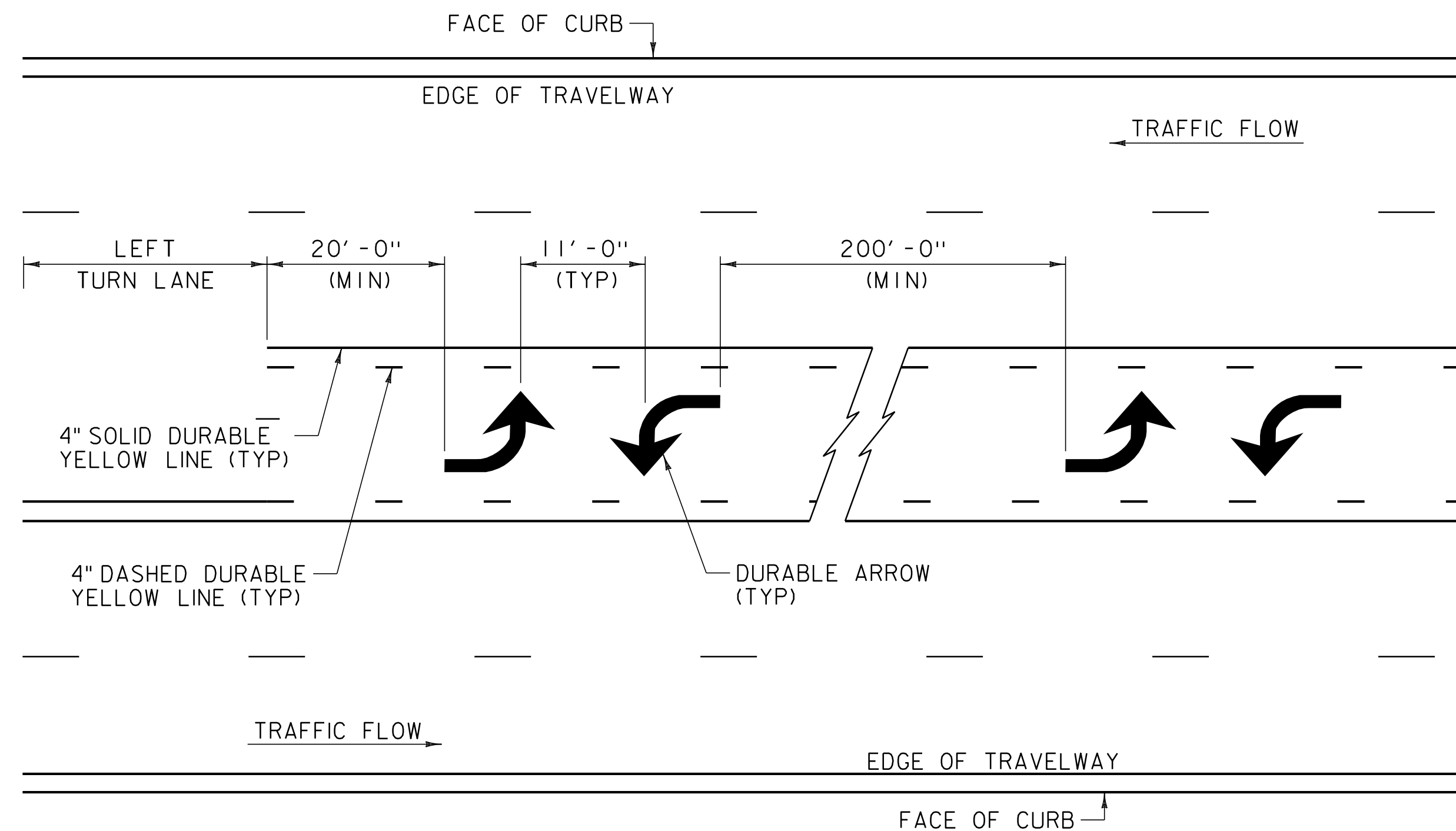


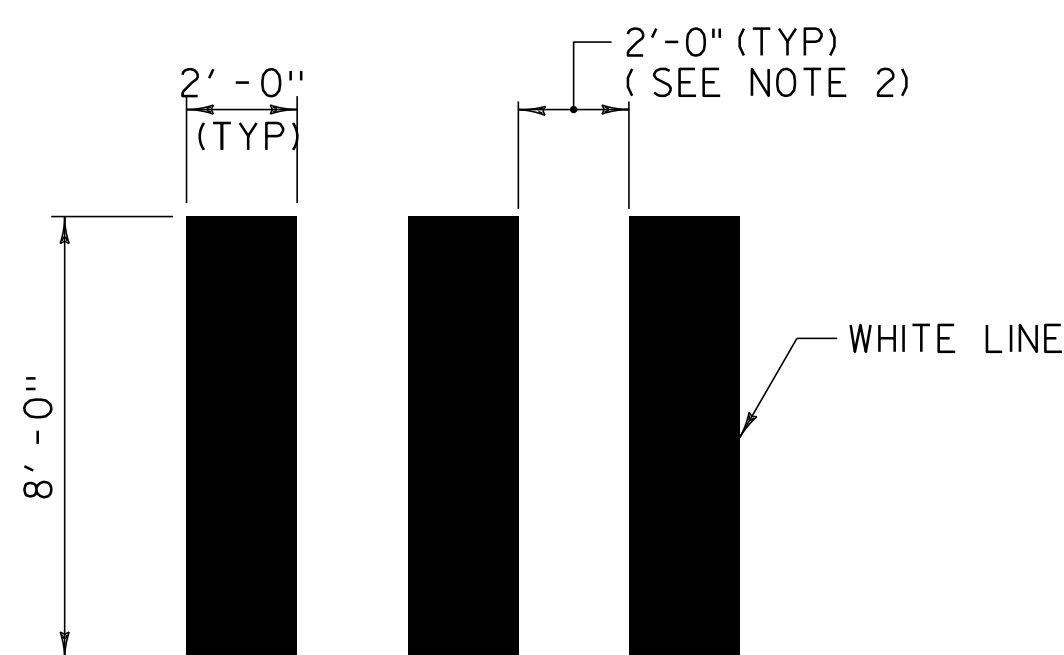
YIELD LINE DETAILS

NOTE:

1. EACH TRIANGLE SHALL BE PAID AS ONE EACH ITEM 646.491 DURABLE LETTER OR SYMBOL, TYPE 1TAPE AND 646.692 TEMPORARY LETTER OR SYMBOL, PAINT.



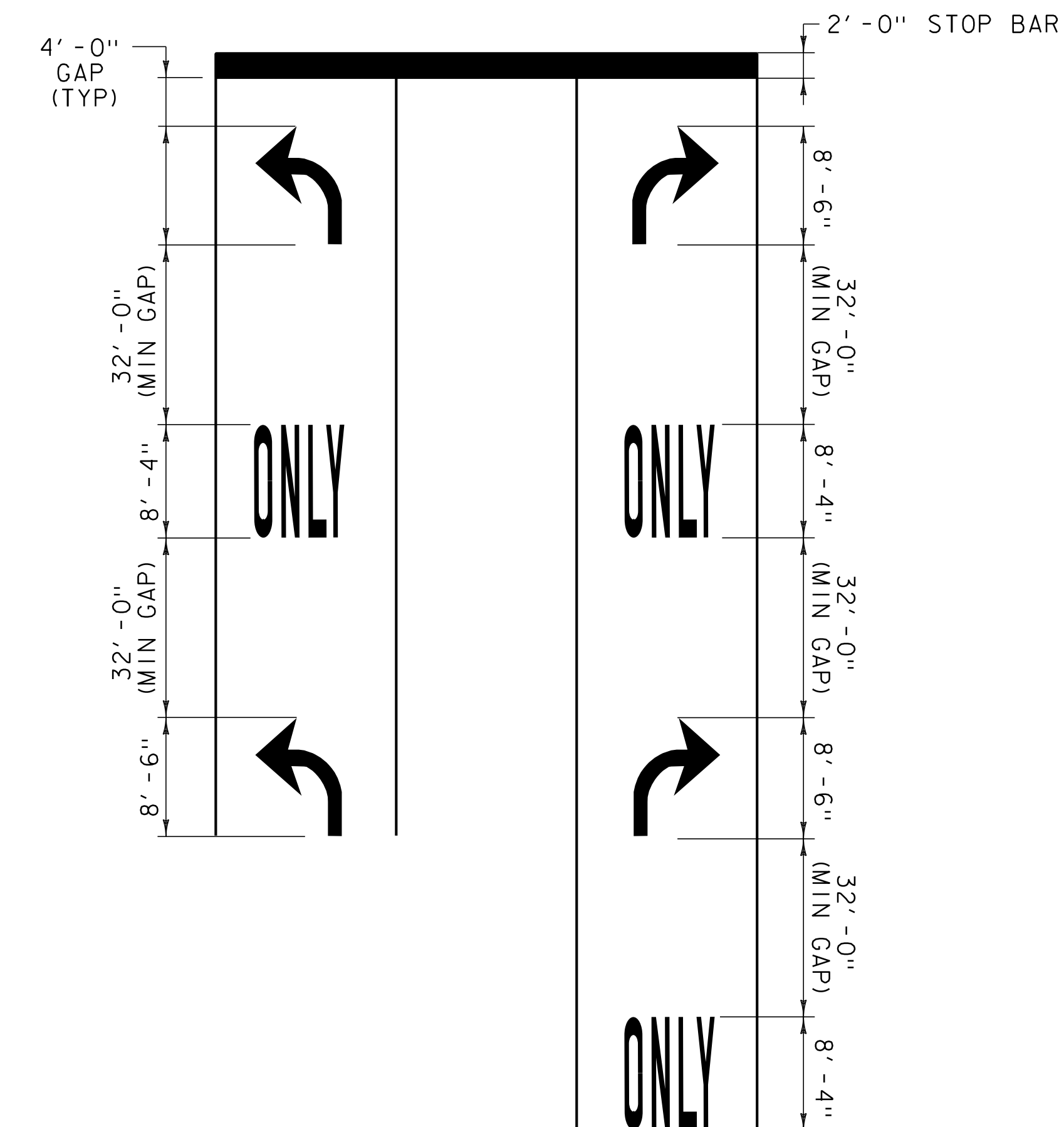
TWO WAY LEFT - TURN LANE MARKINGS DETAIL



DETAIL OF CROSSWALK MARKINGS

NOTES:

1. THE PER FOOT COST OF INSTALLED CROSSWALK, SHALL BE PAID AS ITEM 646.502 DURABLE CROSSWALK MARKING, THERMOPLASTIC AND ITEM 646.702 TEMPORARY CROSSWALK MARKING, PAINT.
2. ADJUST SPACING (12" - 24") TO AVOID WHEEL PATHS.



(SEE NOTE 5)

TYPICAL MARKINGS FOR TURN LANES

NOTES:

1. MARKINGS START AT THE BEGINNING OF SOLID LANE LINE.
2. THE "ONLY" WORD MARKINGS SHALL BE USED TO SUPPLEMENT LANE-USE ARROW MARKINGS AS SHOWN ON THE PLANS OR AS DIRECTED BY THE RESIDENT ENGINEER.
3. IF LANE LENGTH IS LESS THAN 50 FEET, ONLY ONE TURN ARROW PLACED AT THE BEGINNING OF THE SOLID LANE LINE IS REQUIRED.
4. THE LONGITUDINAL SPACE BETWEEN WORD OR SYMBOL MESSAGE MARKINGS SHOULD BE AT LEAST FOUR TIMES THE HEIGHT OF THE CHARACTERS USED FOR LOW SPEED ROADS, BUT NOT MORE THAN TEN TIMES THE HEIGHT OF THE CHARACTERS UNDER ANY CONDITIONS.
5. A SECOND "ONLY" IS OPTIONAL WHEN SPACE PERMITS.
6. EXCLUSIVE TURN LANES (LEFT OR RIGHT) LANE LINES SHALL BE SOLID AND EXTEND BACK FROM THE STOP LINE TO THE POINT OF FULL LANE WIDTH OF THE TURN LANE.

NOT TO SCALE

**MISCELLANEOUS
DETAILS
SHEET**

PROJECT NAME: RUILAND CITY	PLOT DATE: 03-AUG-2012 12:2
PROJECT NUMBER: NH 2605(1)S	DRAWN BY: CAK
FILE NAME: p06d050.dgn	CHECKED BY: DWE
PROJECT LEADER: DEG	SHEET 15 OF 76
DESIGNED BY: MJL	
IPARM FILE: p06d050md.i	