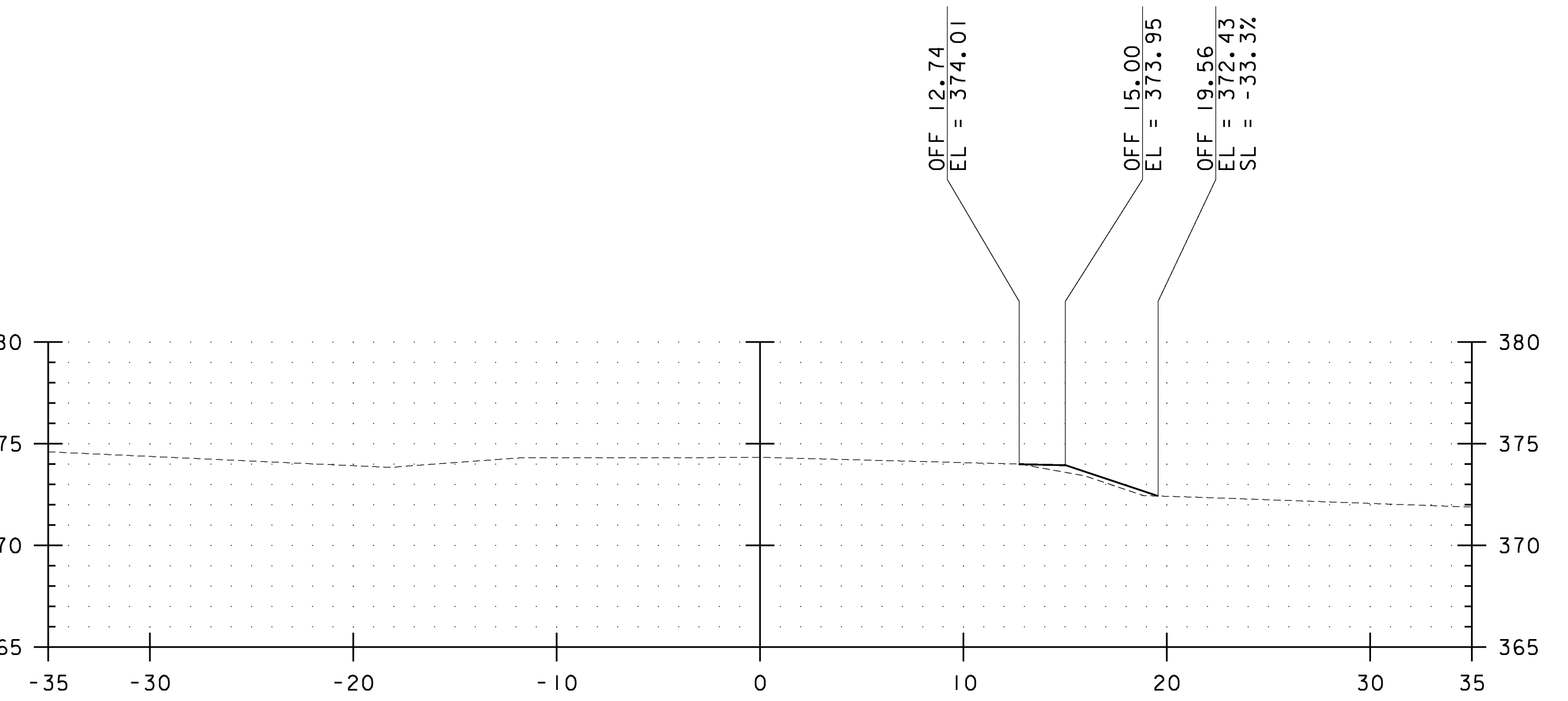


E.G. = 376.65
4+50

OFF 12.10
EL = 376.02

OFF 15.00
EL = 375.90

OFF 20.78
EL = 375.98
SL = -33.3%

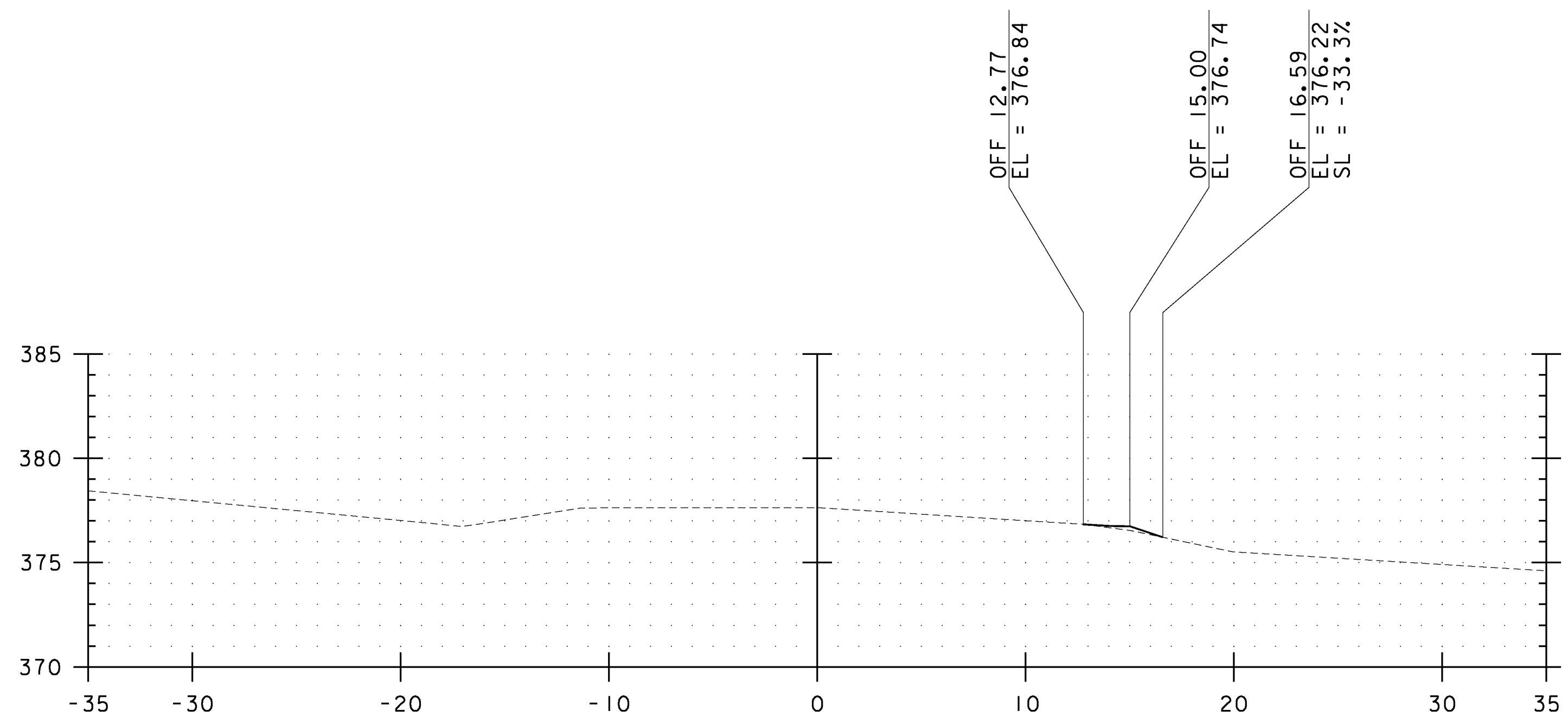


E.G. = 374.33
5+50

OFF 12.74
EL = 374.01

OFF 15.00
EL = 373.95

OFF 19.56
EL = 372.43
SL = -33.3%

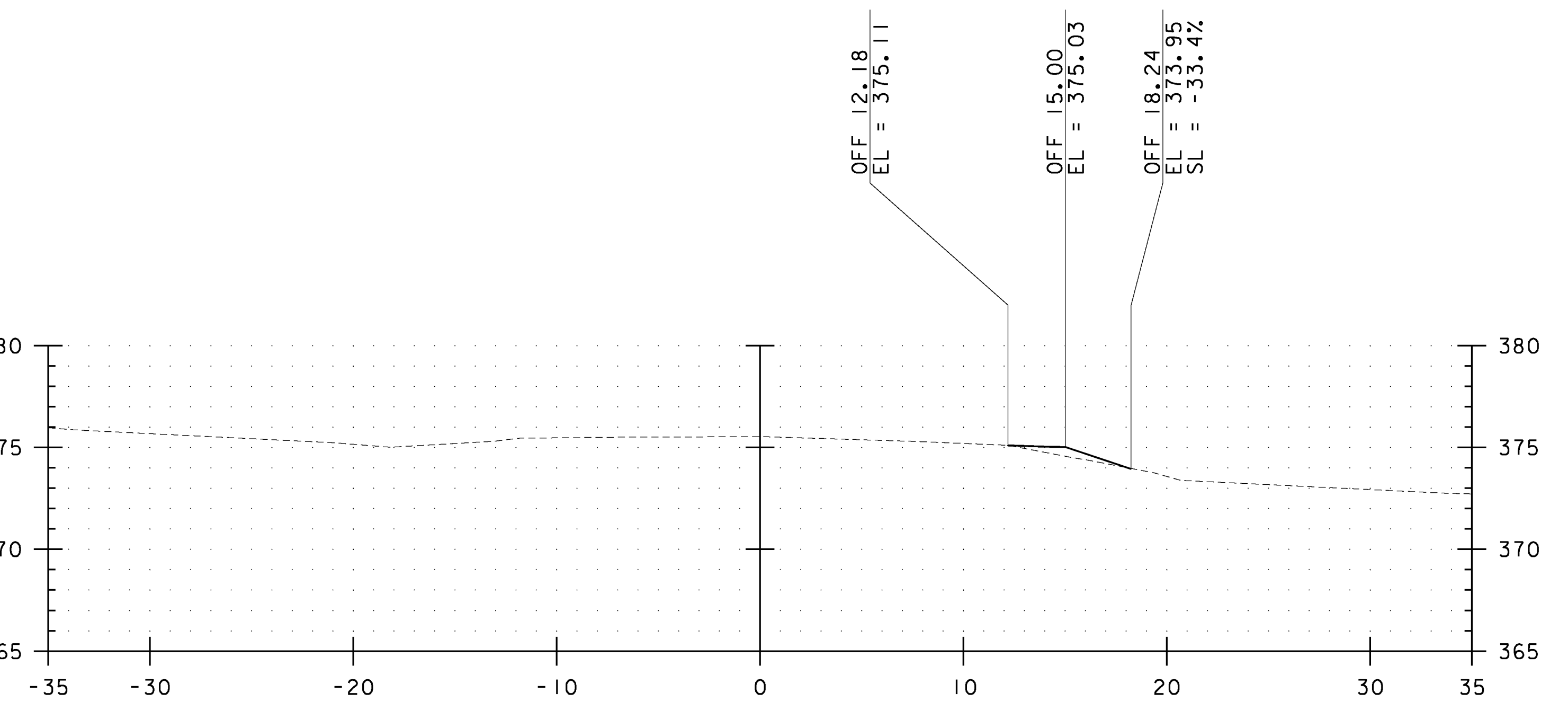


E.G. = 377.63
4+00

OFF 12.77
EL = 376.84

OFF 15.00
EL = 376.74

OFF 16.59
EL = 376.22
SL = -33.3%



E.G. = 375.53
5+00

OFF 12.18
EL = 375.11

OFF 15.00
EL = 375.03

OFF 18.24
EL = 373.95
SL = -33.4%


SCALE:
1" = 10' HORIZONTAL
1" = 10' VERTICAL

CROSS SLOPE SHALL MATCH EXISTING

ALL SIDESLOPES SHALL BE
CONSTRUCTED TO A 1:3 MAXIMUM GRADE
UNLESS SPECIFICALLY NOTED OTHERWISE


DATUM
VERTICAL NAVD 88
HORIZONTAL NAD 83

NO.	DATE	REVISIONS	BY	CK'D



RS&G INC.
RESOURCE SYSTEMS GROUP, INC.

60 Lake Street, Unit 1E • Burlington, Vermont 05401
TEL 802.383.0118 • FAX 802.383.0122 • www.rsginc.com



PROJECT NAME: CORNWALL - MIDDLEBURY

PROJECT NUMBER: STP EH08(13)

FILE NAME: Z08F122BDR XS.DGN

PROJECT LEADER: MS

DESIGNED BY: CM

CROSS SECTION SHEET 43

PLOT DATE: 06/09/2010

DRAWN BY: CM

CHECKED BY: MS

SHEET 126 OF 133