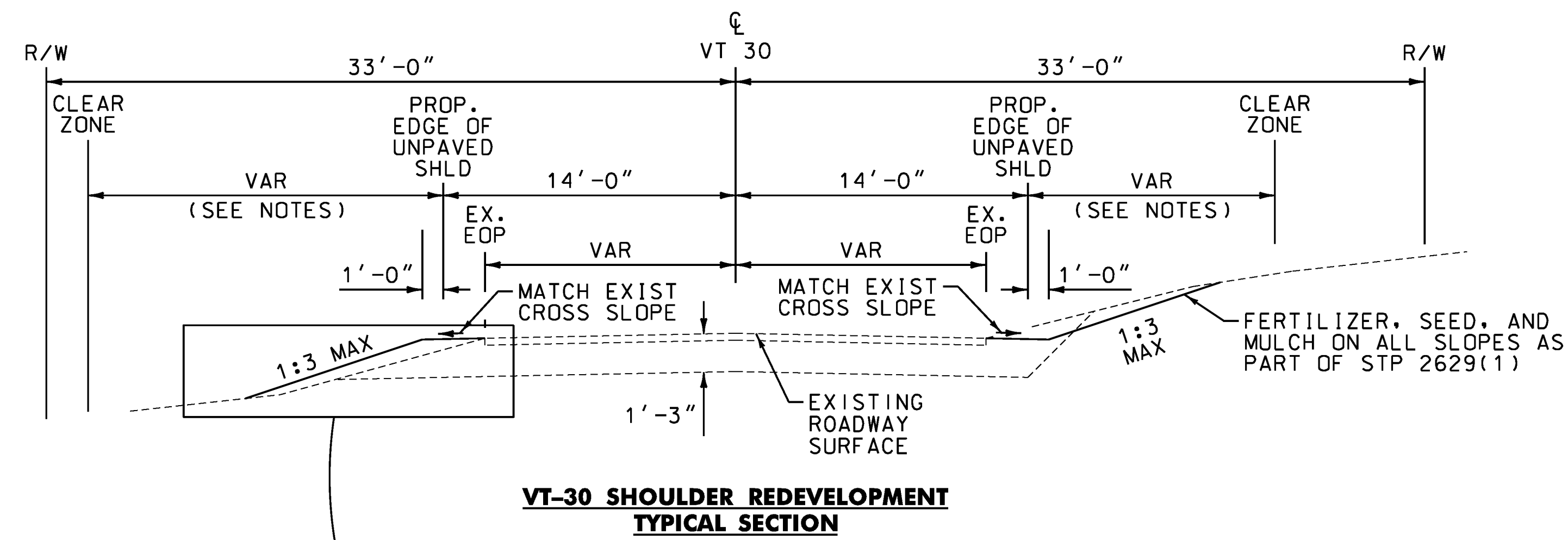
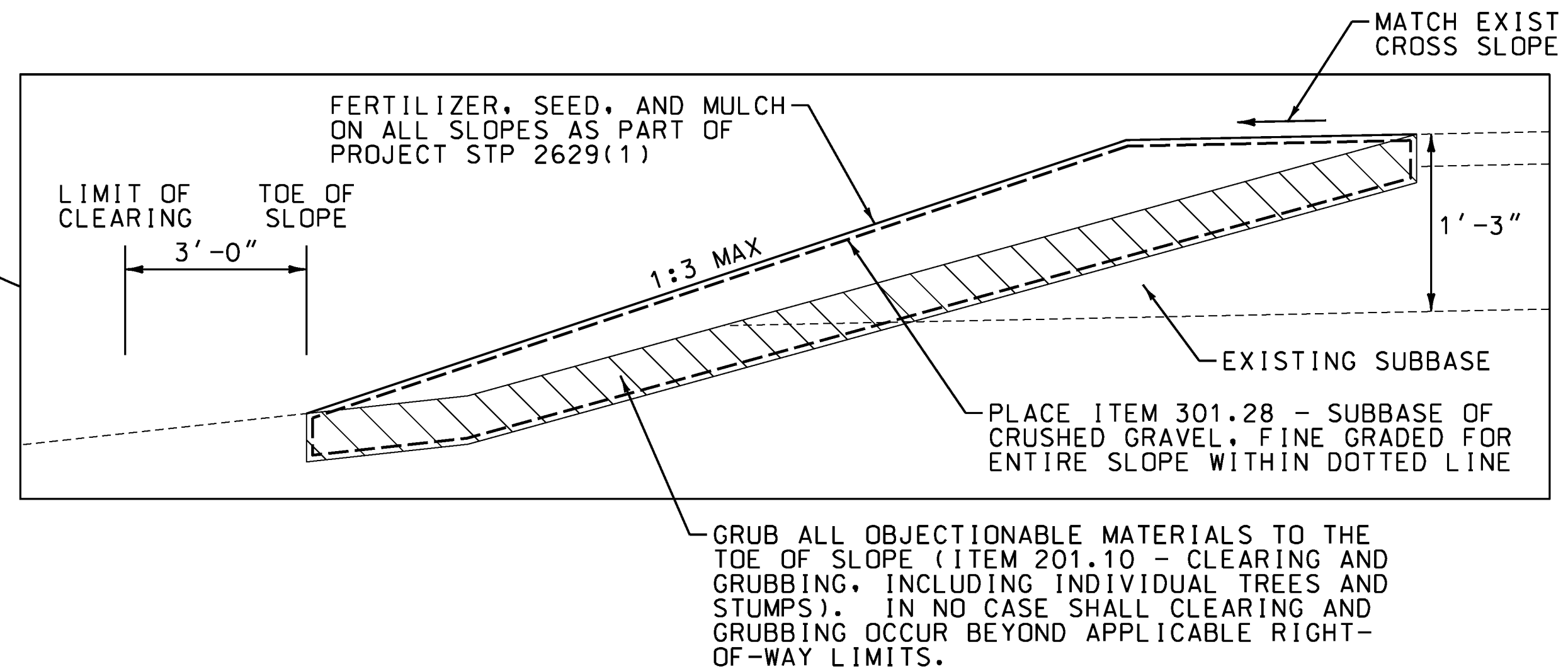


LEGEND:
 VAR = VARIES
 PROP. = PROPOSED
 SHLD = SHOULDER
 EX. EOP = EXISTING EDGE OF PAVEMENT
 R/W = RIGHT OF WAY



**VT-30 SHOULDER REDEVELOPMENT
TYPICAL SECTION**




NOTES:

- CLEAR ZONE LENGTHS PER VERMONT STATE STANDARDS:
 FILL SECTIONS:
 1:4 OR FLATTER - CLEAR ZONE DISTANCE EQUALS 14'
 STEEPER THAN 1:4 - CLEAR ZONE DISTANCE SHOULD BE CONSIDERED TO BE BEYOND THE TOE OF SLOPE.
 CUT SECTIONS:
 1:4 OR FLATTER - CLEAR ZONE DISTANCE EQUALS 12'
 STEEPER THAN 1:4 - CLEAR ZONE DISTANCE EQUALS 12'
- FULL DEPTH RECLAMATION PROJECT STP 2629(1) TO FOLLOW SHOULDER REDEVELOPMENT. PROJECT STP EH 08(13) TO PREPARE FOOTPRINT FOR ULTIMATE RECLAIM PROJECT.
- PLACE FERTILIZER, SEED, AND MULCH IMMEDIATELY AFTER SLOPE IS GRADED. FERTILIZER, SEED, AND MULCH QUANTIFIED AND PAID FOR IN PROJECT STP 2629(1). NO EXPOSED SLOPES SHALL BE LEFT UNMULCHED OVERNIGHT. CONTRACTOR TO FOLLOW ALL APPLICABLE STORMWATER BEST MANAGEMENT PRACTICES OUTLINED IN THE LOW RISK HANDBOOK AS DIRECTED BY ENGINEER. REFER TO PROJECT STP 2629(1) FOR SEEDING AND FERTILIZING FORMULA.
- ALL TRAFFIC CONTROL AND CONSTRUCTION ZONE SIGNS SHALL BE COORDINATED AND PAID FOR UNDER PROJECT STP 2629(1).
- MOBILIZATION / DEMOBILIZATION AND FIELD OFFICE SHALL BE PAID FOR UNDER PROJECT STP 2629(1).
- SAWCUTTING SHALL BE INCIDENTAL TO AND PAID UNDER ITEM 204.20 - TRENCH EXCAVATION OF EARTH.
- EXCAVATION FOR CULVERTS AND REMOVAL OF EXISTING CULVERTS SHALL BE PAID UNDER ITEM 204.20 - TRENCH EXCAVATION OF EARTH.
- ALL TELEPHONE RELOCATION WORK TO BE COMPLETED BY SHOREHAM TELECOM PRIOR TO COMMENCEMENT OF CONSTRUCTION.
- ASPHALT PAVING AND ASSOCIATED WORK OVER EXCAVATED CULVERTS SHALL FOLLOW IMMEDIATELY AND BE PAID FOR IN PROJECT STP 2629(1)
- REFER TO PROJECT STP 2629(1) FOR DISPOSITION OF ALL SIGNS IN PROJECT AREA.


DATUM
 VERTICAL NAVD 88
 HORIZONTAL NAD 83

NO.	DATE	REVISIONS	BY	CK'D



RS&G INC.
 RESOURCE SYSTEMS GROUP, INC.

60 Lake Street, Unit 1E • Burlington, Vermont 05401
 TEL 802.383.0118 • FAX 802.383.0122 • www.rsginc.com



PROJECT NAME: CORNWALL - MIDDLEBURY

PROJECT NUMBER: STP EH08(13)

FILE NAME: Z08F122BDR TYP.DGN

PROJECT LEADER: MS

DESIGNED BY: CM

TYPICAL SECTION SHEET

PLOT DATE: 06/09/2010

DRAWN BY: CM

CHECKED BY: MS

SHEET 55 OF 133