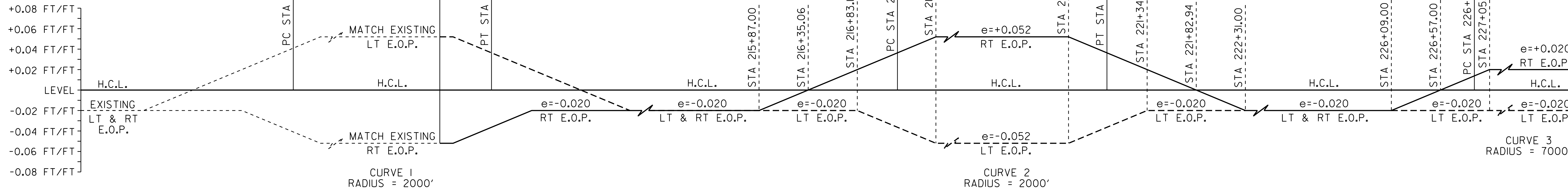
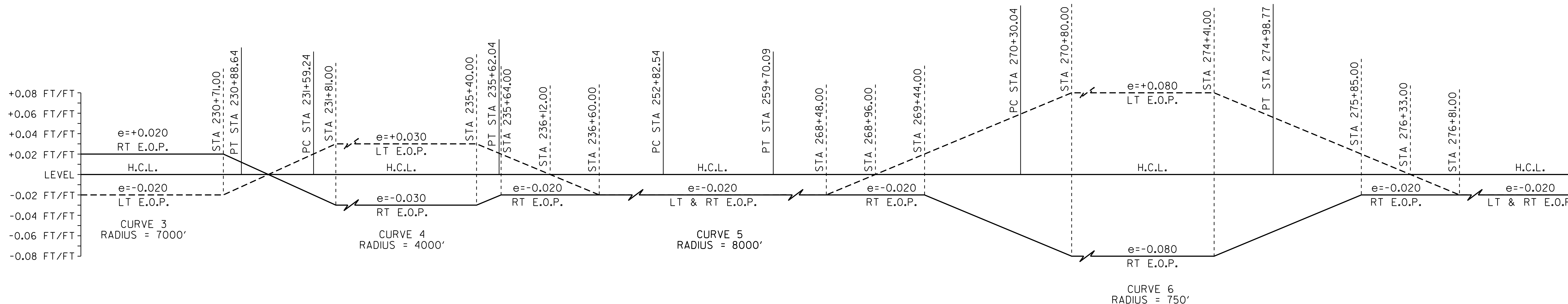


STP 2629(I)  
 CORNWALL  
 BEGIN RECLAIM TYPICAL SECTION  
 STA 198+30.00  
 MATCH EXISTING



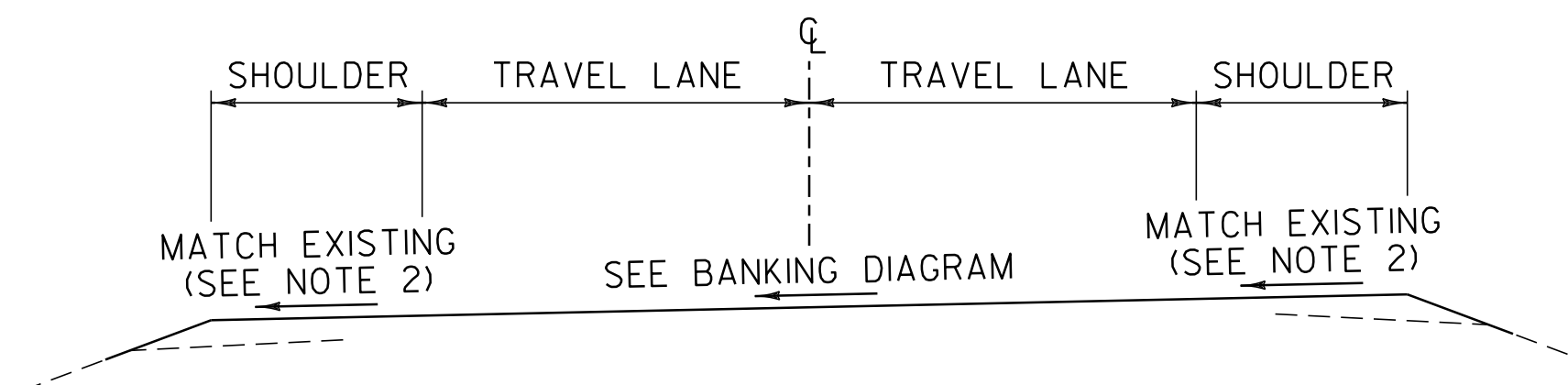
(SEE BELOW)



(SEE NEXT SHEET)

**SUPERELEVATION BANKING NOTES:**

1. THE CONTRACTOR IS RESPONSIBLE FOR ESTABLISHING AND MAINTAINING THE HORIZONTAL AND VERTICAL GEOMETRY OF THE EXISTING ROADWAY.
2. THE SHOULDER CROSS SLOPE ON BOTH THE OUTSIDE (HIGH SIDE) AND THE INSIDE (LOW SIDE) OF A SUPERELEVATED CURVE SHALL MATCH THE ADJACENT TRAVEL LANE CROSS SLOPE.
3. SUPERELEVATION RATES AND RUNOFF LENGTHS WERE DETERMINED USING A DESIGN SPEED EQUAL TO THE POSTED SPEED AND A MAXIMUM SUPERELEVATION RATE OF 0.08.



**NOT TO SCALE**

**SUPERELEVATION BANKING DIAGRAMS SHEET #1**

PROJECT NAME:	WHITING - MIDDLEBURY
PROJECT NUMBER:	STP 2629(I)
FILE NAME:	p06c226.dgn
PROJECT LEADER:	D.E.G.
DESIGNED BY:	M.J.L.
DWG. NO.	p06c226sbd1.i
PLOT DATE:	30-MAR-2012 14:14
DRAWN BY:	C.A.K.
CHECKED BY:	D.E.G.
SHEET	44 OF 133