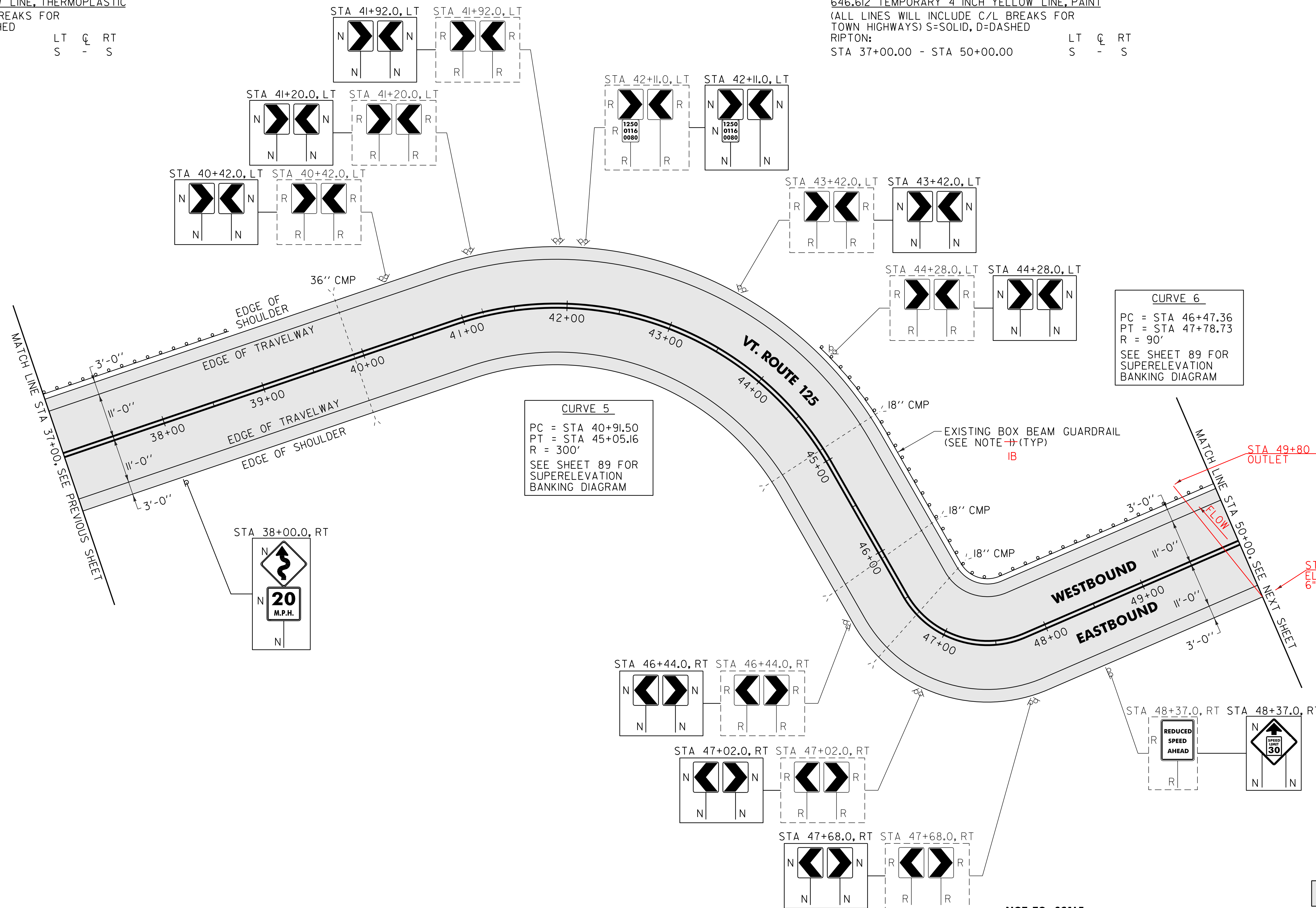


646.402 DURABLE 4 INCH WHITE LINE, THERMOPLASTIC
 (ALL LINES WILL INCLUDE EDGE LINE BREAKS AND RADIUS FOR TOWN HIGHWAYS)
 RIPTON:
 STA 37+00.00 - STA 50+00.00 EDGE LINE LT & RT
 646.412 DURABLE 4 INCH YELLOW LINE, THERMOPLASTIC
 (ALL LINES WILL INCLUDE C/L BREAKS FOR TOWN HIGHWAYS) S=SOLID, D=DASHED
 RIPTON:
 STA 37+00.00 - STA 50+00.00
 LT C RT
 S - S

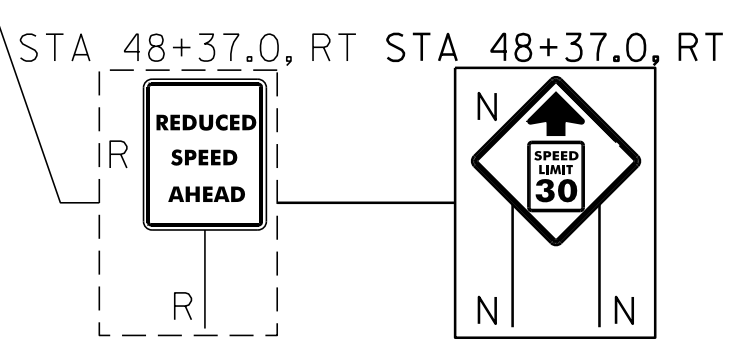
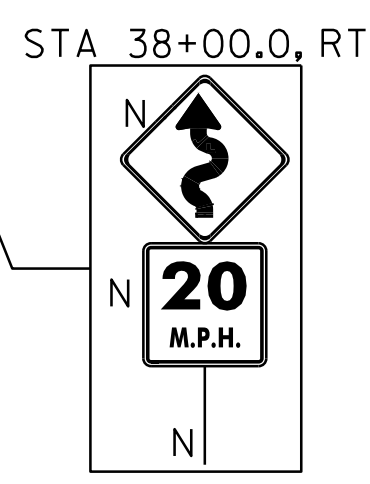
646.602 TEMPORARY 4 INCH WHITE LINE, PAINT
 (ALL LINES WILL INCLUDE EDGE LINE BREAKS AND RADIUS FOR TOWN HIGHWAYS)
 RIPTON:
 STA 37+00.00 - STA 50+00.00 EDGE LINE LT & RT
 646.612 TEMPORARY 4 INCH YELLOW LINE, PAINT
 (ALL LINES WILL INCLUDE C/L BREAKS FOR TOWN HIGHWAYS) S=SOLID, D=DASHED
 RIPTON:
 STA 37+00.00 - STA 50+00.00
 LT C RT
 S - S

675.50 REMOVING SIGNS AS SHOWN - 20



CURVE 5
 PC = STA 40+91.50
 PT = STA 45+05.16
 R = 300'
 SEE SHEET 89 FOR SUPERELEVATION BANKING DIAGRAM

CURVE 6
 PC = STA 46+47.36
 PT = STA 47+78.73
 R = 90'
 SEE SHEET 89 FOR SUPERELEVATION BANKING DIAGRAM



STA 49+80 23' LT OUTLET
 STA 50+00 11' RT ELBOW 6" UNDERDRAIN

NOTES:
 NOTE:
 I. THE CONTRACTOR SHALL REPAIR AND/OR MAKE HEIGHT ADJUSTMENTS TO ALL EXISTING SIGN POSTS AND SUPPORTS TO MEET THE REQUIREMENTS OF THE DESIGN STANDARD SPECIFICATIONS FOR HIGHWAYS AND BRIDGES. THE CONTRACTOR SHALL BE RESPONSIBLE FOR OBTAINING ALL NECESSARY PERMITS AND APPROVALS FROM THE APPROPRIATE AGENCIES. THE CONTRACTOR SHALL BE RESPONSIBLE FOR OBTAINING ALL NECESSARY PERMITS AND APPROVALS FROM THE APPROPRIATE AGENCIES. THE CONTRACTOR SHALL BE RESPONSIBLE FOR OBTAINING ALL NECESSARY PERMITS AND APPROVALS FROM THE APPROPRIATE AGENCIES.

IB REFERENCE SHEET 31 OF 114 NOTE (K).
 STA 37+00 LT TO 38+80 LT
 STA 44+15 LT TO 50+00 LT

SIGN LEGEND
 R = REMOVE
 S = SALVAGE
 N = NEW
 RET = RETAIN
 B-B = BACK TO BACK
 EXISTING = - - - - -
 NEW = _____

NOT TO SCALE

| | | |
|--------------------------------|--------------------------------|------------------------------|
| PROJECT LAYOUT SHEET #4 | PROJECT NAME: RIPTON - HANCOCK | PLOT DATE: 19-SEP-2013 11:15 |
| | PROJECT NUMBER: STP 2803(1) | DRAWN BY: C.A.K. |
| | FILE NAME: p08c160.dgn | CHECKED BY: D.W.E. |
| | DESIGNED BY: M.J.M. | SHEET 63 OF 114 |

AREA TO BE RECLAIMED