

646.402 DURABLE 4 INCH WHITE LINE, THERMOPLASTIC
 (ALL LINES WILL INCLUDE EDGE LINE BREAKS AND RADIUS FOR TOWN HIGHWAYS)
 FAIR HAVEN:
 STA 116+50.00 - STA 122+00.00 LT & RT
 STA 117+92.30 - STA 118+40.4 LT, RAISED ISLAND

FAIR HAVEN STATE HIGHWAY:
 STA 0+46.30 - STA 0+85.60 RT, RAISED ISLAND

646.602 TEMPORARY 4 INCH WHITE LINE, PAINT
 (ALL LINES WILL INCLUDE EDGE LINE BREAKS AND RADIUS FOR TOWN HIGHWAYS)
 FAIR HAVEN:
 STA 116+50.00 - STA 122+00.00 LT & RT
 STA 117+92.30 - STA 118+40.4 LT, RAISED ISLAND

646.412 DURABLE 4 INCH YELLOW LINE, THERMOPLASTIC
 (ALL LINES WILL INCLUDE C/L BREAKS FOR TOWN HIGHWAYS) S=SOLID, D=DASHED
 FAIR HAVEN:
 STA 116+50.00 - STA 122+00.00 S - LT @ RT S
 STA 117+73.0 - STA 118+40.0 C/L RAISED ISLAND

646.612 TEMPORARY 4 INCH YELLOW LINE, PAINT
 (ALL LINES WILL INCLUDE C/L BREAKS FOR TOWN HIGHWAYS) S=SOLID, D=DASHED
 FAIR HAVEN:
 STA 116+50.00 - STA 122+00.00 S - LT @ RT S
 STA 117+73.0 - STA 118+40.0 C/L RAISED ISLAND

646.442 DURABLE 8 INCH WHITE LINE, THERMOPLASTIC
 FAIR HAVEN:
 STA 117+45.0 - STA 117+73.0 C/L, RAISED ISLAND
 STA 118+40.0 - STA 118+68.6 C/L, RAISED ISLAND
 STA 118+40.0 - STA 118+68.6 LT, RAISED ISLAND

FAIR HAVEN STATE HIGHWAY:
 STA 0+19.90 - STA 0+46.30 RT, RAISED ISLAND

646.482 DURABLE 24 INCH STOP BAR, THERMOPLASTIC
 FAIR HAVEN:
 STA 117+45.0 - STA 117+73.0 C/L, RAISED ISLAND
 STA 118+40.0 - STA 118+68.6 C/L, RAISED ISLAND
 STA 118+40.0 - STA 118+68.6 LT, RAISED ISLAND

646.482 DURABLE 24 INCH STOP BAR, THERMOPLASTIC
 FAIR HAVEN:
 STA 117+45.0 - STA 117+73.0 C/L, RAISED ISLAND
 STA 118+40.0 - STA 118+68.6 C/L, RAISED ISLAND
 STA 118+40.0 - STA 118+68.6 LT, RAISED ISLAND

FAIR HAVEN STATE HIGHWAY:
 STA 0+19.90 - STA 0+46.30 RT, RAISED ISLAND

646.682 TEMPORARY 24 INCH STOP BAR, PAINT
 FAIR HAVEN:
 STA 117+80.0 LT
 STA 118+13.0 LT

646.81 PAINTED CURB
 FAIR HAVEN:
 STA 117+73.00 - STA 118+40.0 C/L (70 SF)
 STA 117+98.00 - STA 118+40.0 LT (52 SF)

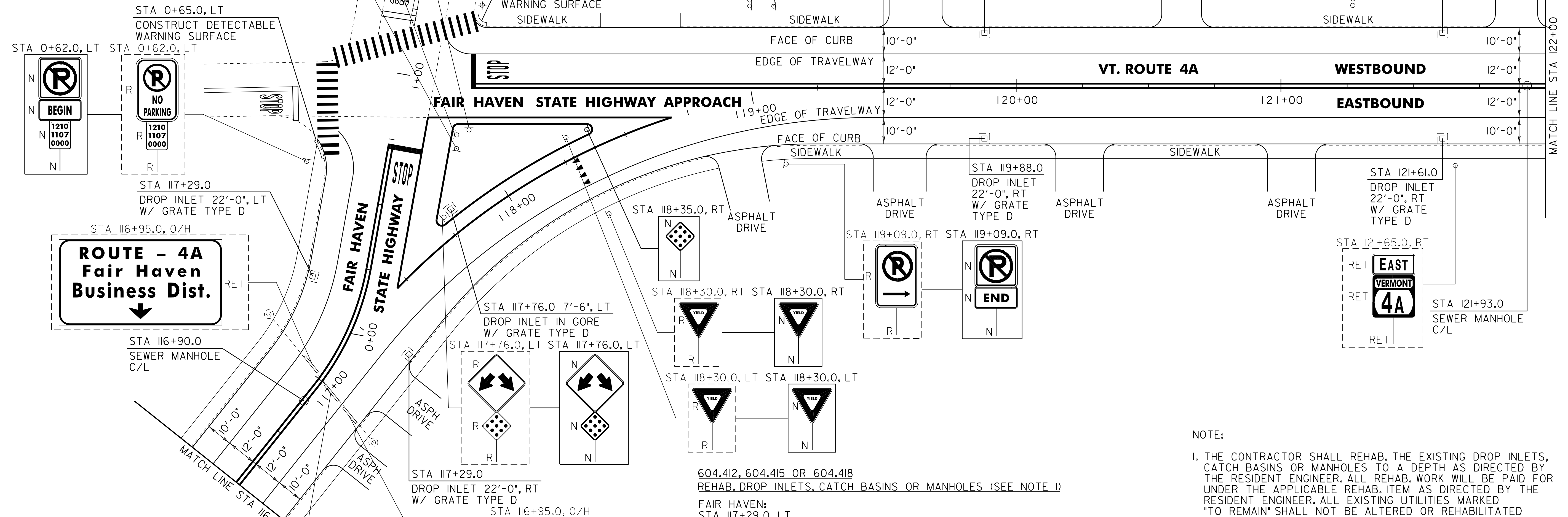
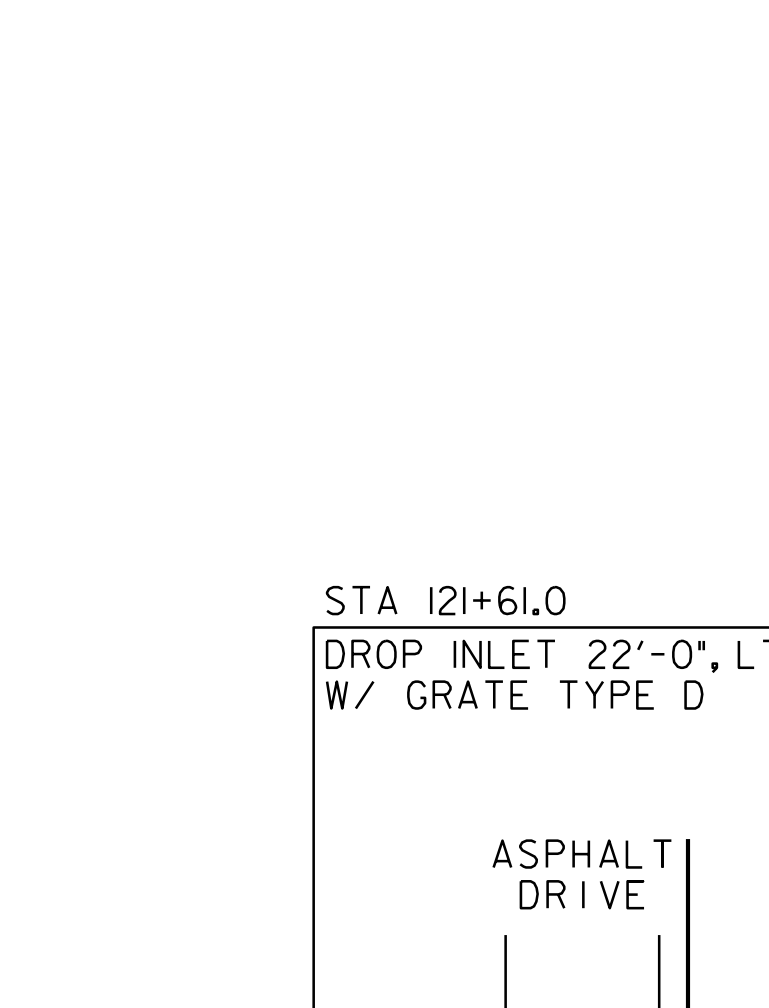
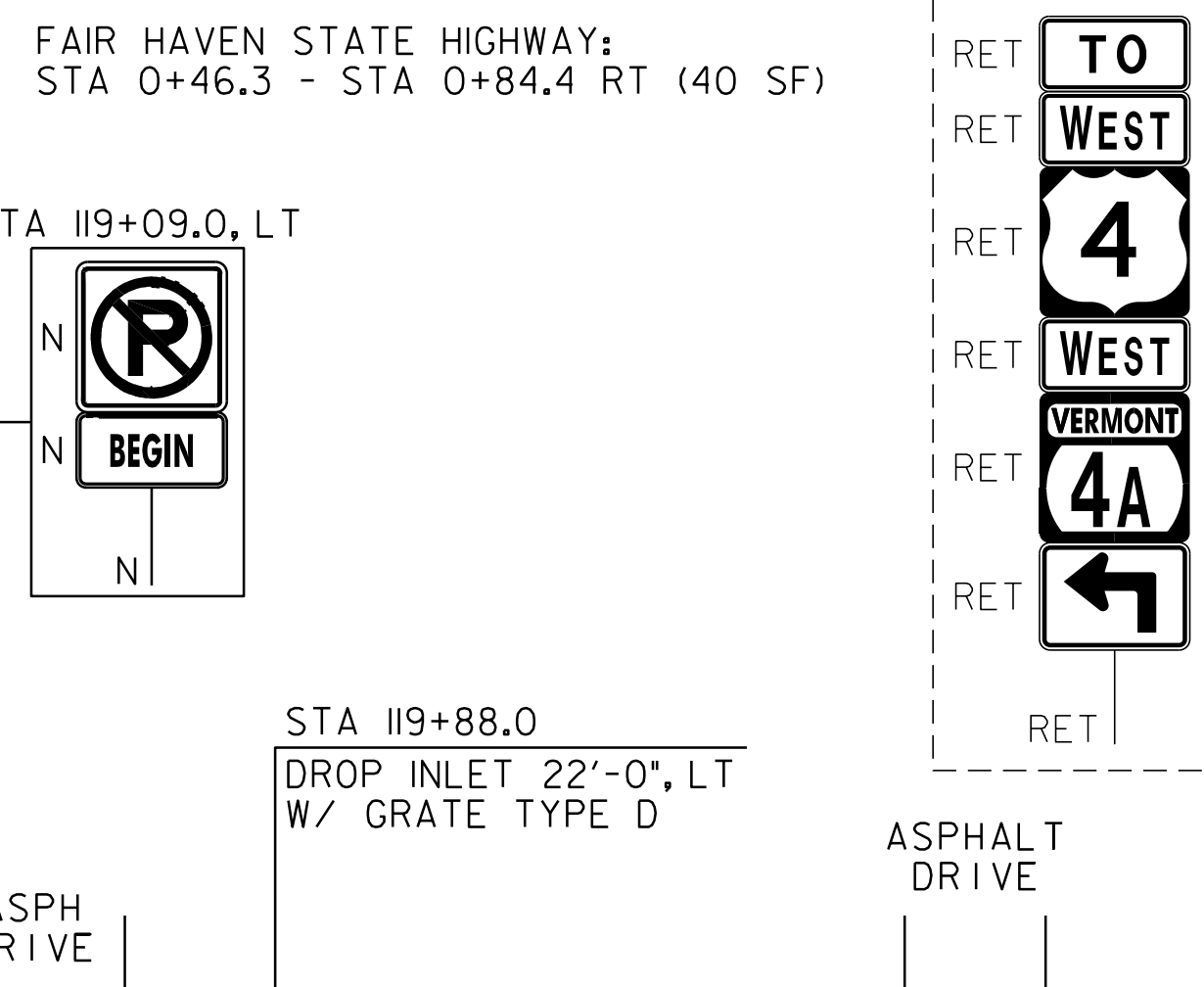
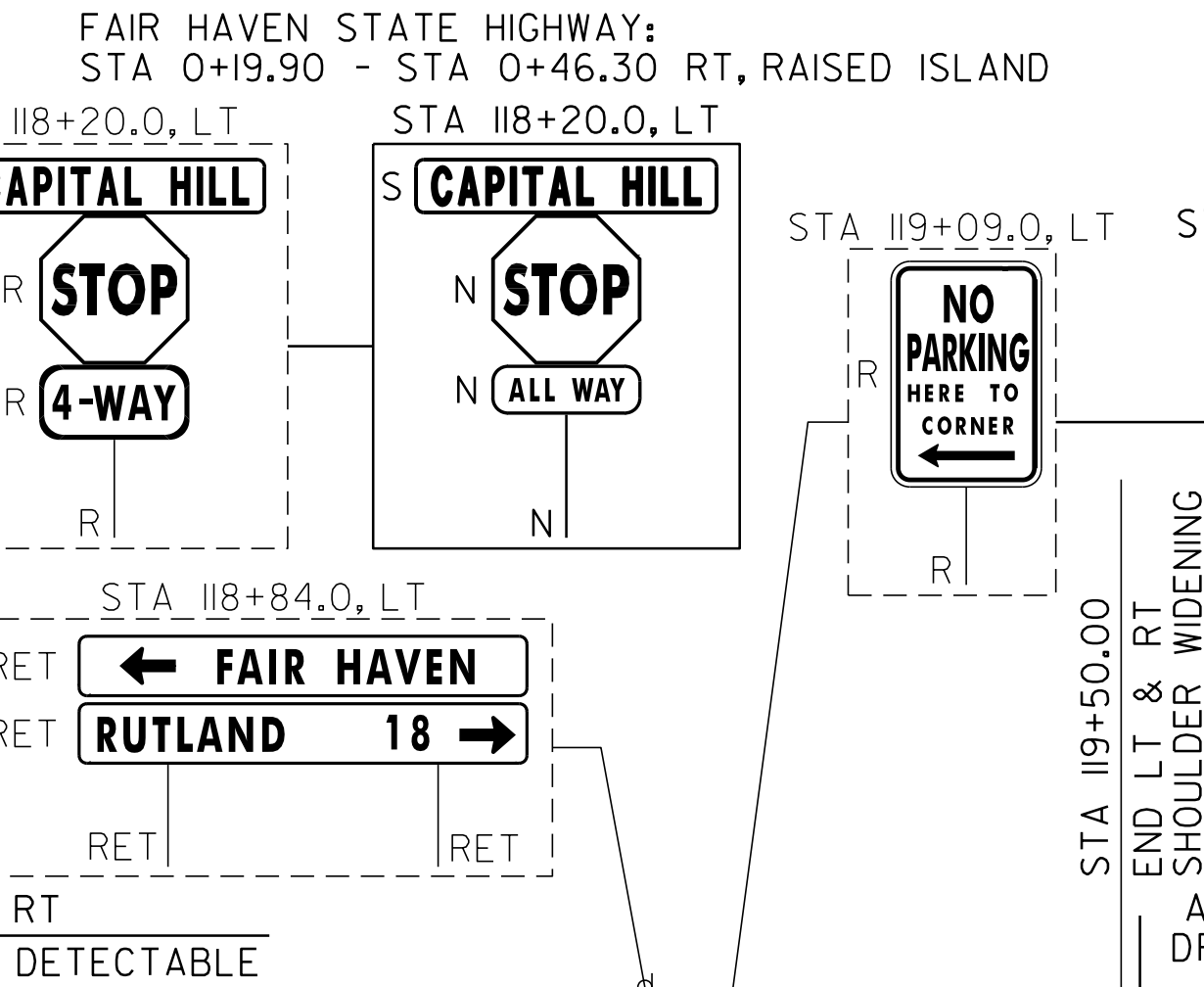
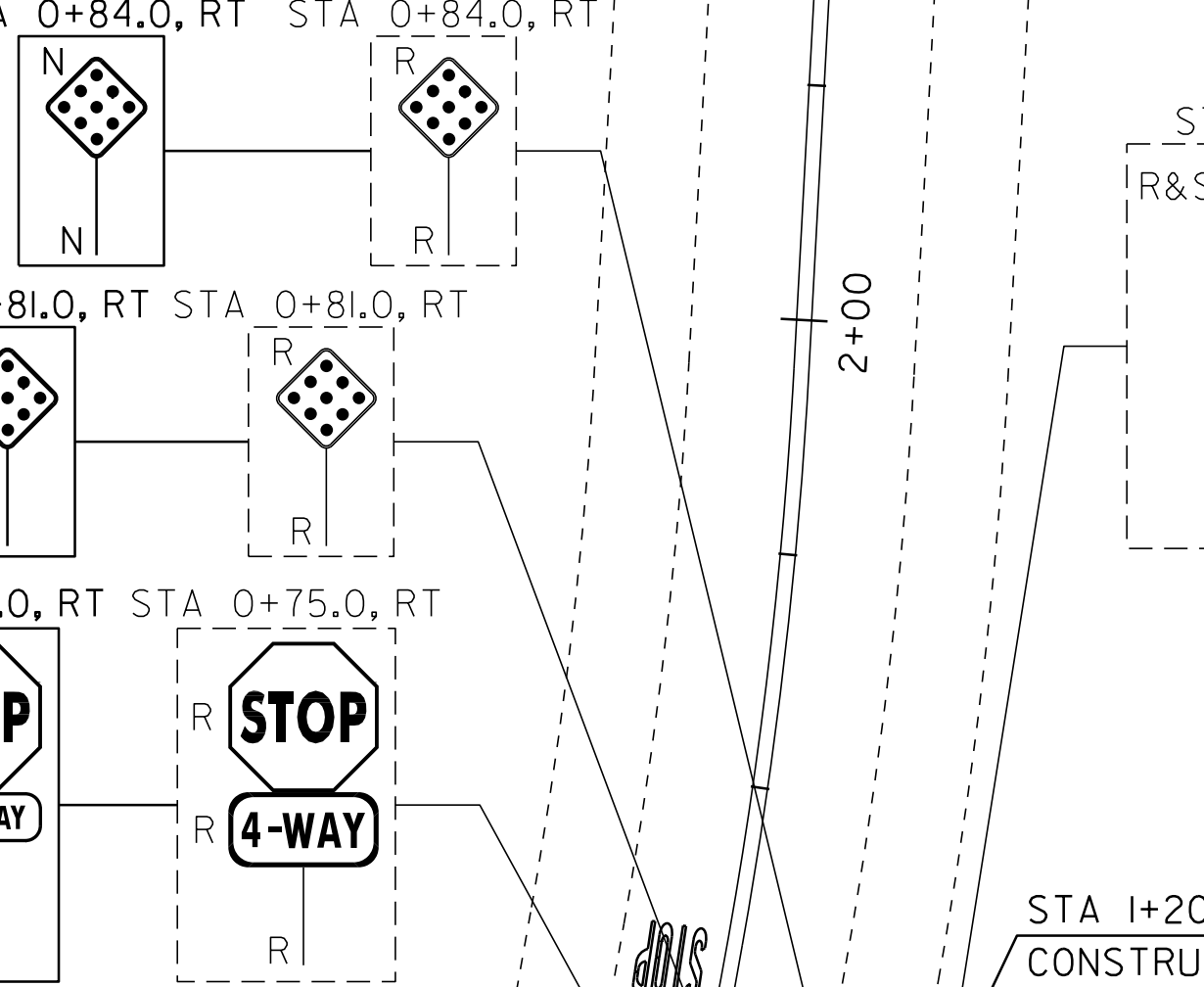
675.50 REMOVING SIGNS
 AS SHOWN - 15

675.60 ERECTING SALVAGED SIGNS
 AS SHOWN - 1

FAIR HAVEN STATE HIGHWAY:
 STA 0+46.30 - STA 0+85.60 RT, RAISED ISLAND

646.492 DURABLE LETTER OR SYMBOL, THERMOPLASTIC
 FAIR HAVEN:
 STA 117+72.0 LT, "S,T,O,P" (4 EA)
 STA 118+21.0 LT, "S,T,O,P" (4 EA)
 STA 118+30.0 RT, YIELD MARKING (4 EA)

646.692 TEMPORARY LETTER OR SYMBOL, PAINT
 FAIR HAVEN:
 STA 117+72.0 LT, "S,T,O,P" (8 EA)
 STA 118+21.0 LT, "S,T,O,P" (8 EA)
 STA 118+30.0 RT, YIELD MARKING (8 EA)



NOTE:
 1. THE CONTRACTOR SHALL REHAB. THE EXISTING DROP INLETS, CATCH BASINS OR MANHOLES TO A DEPTH AS DIRECTED BY THE RESIDENT ENGINEER. ALL REHAB. WORK WILL BE PAID FOR UNDER THE APPLICABLE REHAB. ITEM AS DIRECTED BY THE RESIDENT ENGINEER. ALL EXISTING UTILITIES MARKED "TO REMAIN" SHALL NOT BE ALTERED OR REHABILITATED UNLESS DIRECTED OTHERWISE BY THE RESIDENT ENGINEER.

PROJECT LAYOUT SHEET #15	PROJECT NAME: FAIR HAVEN	PLOT DATE: 22-FEB-2012 12:53
	PROJECT NUMBER: STP 2615(1)S	DRAWN BY: C.A.K.
	FILE NAME: p06c060.dgn	CHECKED BY: D.E.G.
	DESIGNED BY: M.J.M.	SHEET 102 OF 157
	IPARM FILE: p06c0601015.1	

SIGN LEGEND
 R = REMOVE
 S = SALVAGE
 N = NEW
 RET = RETAIN
 B-B = BACK TO BACK
 EXISTING = - - - - -
 NEW = _____

604.412, 604.415 OR 604.418
 REHAB. DROP INLETS, CATCH BASINS OR MANHOLES (SEE NOTE 1)

FAIR HAVEN:
 STA 117+29.0 LT
 STA 117+29.0 RT
 STA 117+76.0 LT
 STA 119+88.0 LT
 STA 119+88.0 RT
 STA 121+61.0 LT
 STA 121+61.0 RT

604.42 CHANGING ELEVATION OF SEWER MANHOLES
 FAIR HAVEN:
 STA 116+90.0 C/L
 STA 121+93.0 C/L

NOT TO SCALE