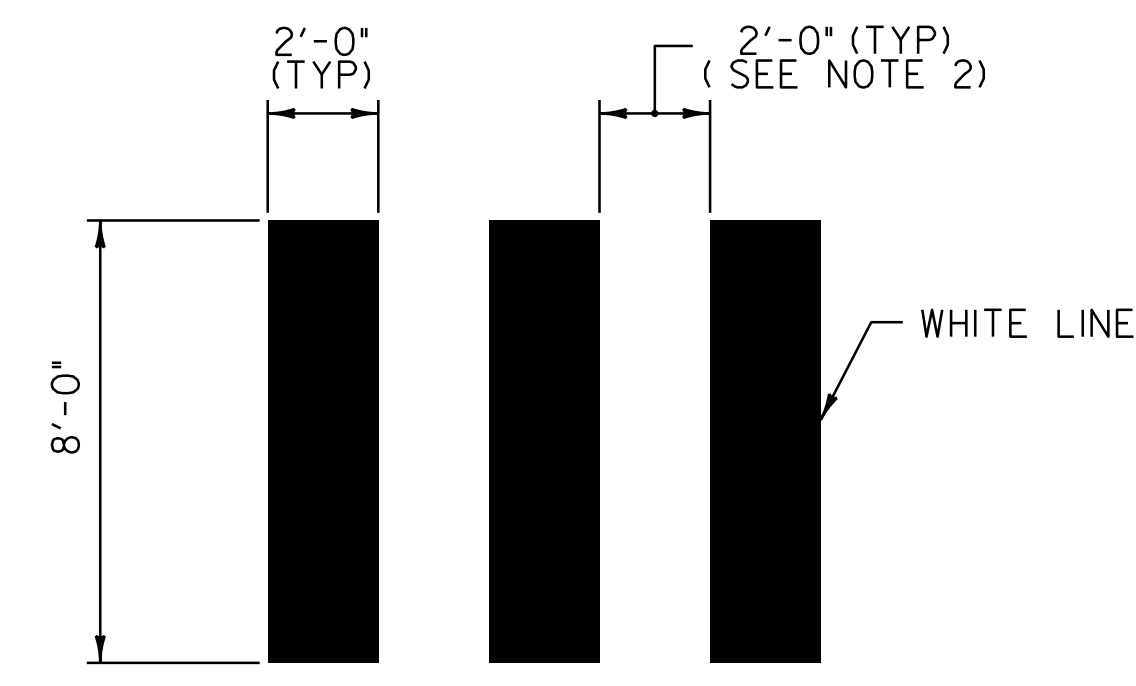


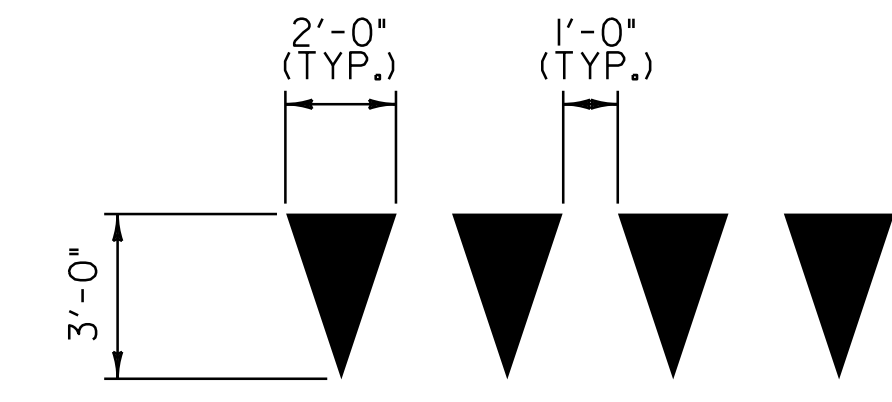
**TYPICAL MARKINGS FOR TURN LANES**

- NOTES:
1. MARKINGS START AT THE BEGINNING OF SOLID LANE LINE.
  2. THE "ONLY" WORD MARKINGS SHALL BE USED TO SUPPLEMENT LANE-USE ARROW MARKINGS AS SHOWN ON THE PLANS OR AS DIRECTED BY THE RESIDENT ENGINEER.
  3. IF LANE LENGTH IS LESS THAN 50 FEET, ONLY ONE TURN ARROW PLACED AT THE BEGINNING OF THE SOLID LANE LINE IS REQUIRED.
  4. THE LONGITUDINAL SPACE BETWEEN WORD OR SYMBOL MESSAGE MARKINGS SHOULD BE AT LEAST FOUR TIMES THE HEIGHT OF THE CHARACTERS USED FOR LOW SPEED ROADS, BUT NOT MORE THAN TEN TIMES THE HEIGHT OF THE CHARACTERS UNDER ANY CONDITIONS.
  5. A SECOND "ONLY" IS OPTIONAL WHEN SPACE PERMITS AS SHOWN ON THE PLANS OR AS DIRECTED BY THE RESIDENT ENGINEER.
  6. EXCLUSIVE TURN LANES (LEFT OR RIGHT) LANE LINES SHALL BE SOLID AND EXTEND BACK FROM THE STOP LINE TO THE POINT OF FULL LANE WIDTH OF THE TURN LANE.



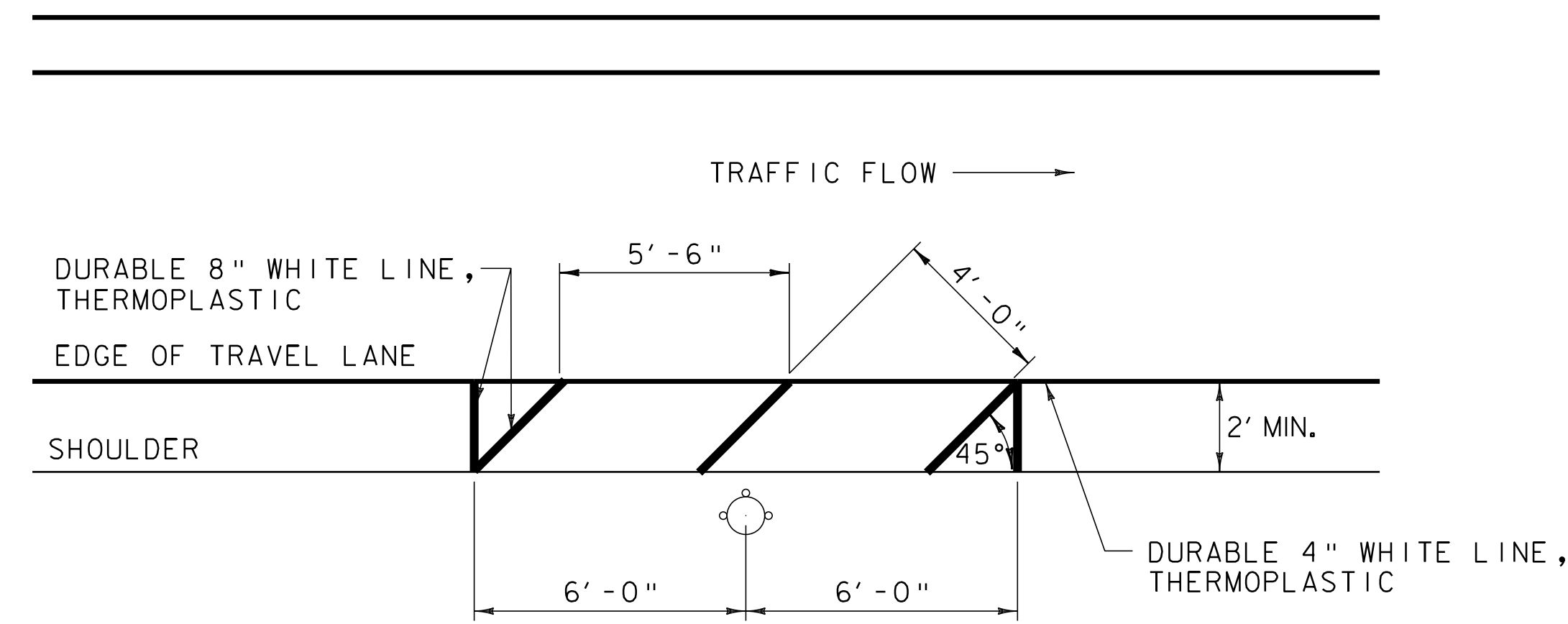
**DETAIL OF CROSSWALK MARKINGS**

- NOTES:
1. THE PER FOOT COST OF INSTALLED CROSSWALK, SHALL BE PAID AS ITEM 646.502 DURABLE CROSSWALK MARKING, THERMOPLASTIC AND 646.702 TEMPORARY CROSSWALK MARKING, PAINT
  2. ADJUST SPACING (12" - 24") TO AVOID WHEEL PATHS.



**YIELD LINE DETAILS**

- NOTE:
1. EACH TRIANGLE SHALL BE PAID AS ONE EACH ITEM 646.492 DURABLE LETTER OR SYMBOL, THERMOPLASTIC OR 646.692 TEMPORARY LETTER OR SYMBOL, PAINT.



**FIRE HYDRANT PAVEMENT MARKING DETAIL**

VT. ROUTE 4A	VT. ROUTE 4A
CASTLETON:	FAIR HAVEN STATE HIGHWAY:
STA 29+14.0 RT	STA 5+29.0 LT
STA 36+51.0 RT	
STA 46+25.0 RT	
STA 50+78.0 RT	
STA 55+51.0 RT	
STA 63+60.0 RT	
STA 68+14.0 LT	
STA 74+04.0 LT	
STA 79+07.0 LT	
STA 84+09.0 LT	
STA 88+86.0 LT	
STA 93+17.0 LT	
STA 97+54.0 LT	
STA 101+33.0 LT	
STA 107+88.0 RT	
STA 119+15.0 RT	
STA 125+96.0 RT	
STA 129+96.0 RT	
STA 135+70.0 LT	
STA 140+99.0 LT	
APPROACH LT	

- NOTE:
1. THE CONTRACTOR SHALL ADJUST THE PLACEMENT OF THE EDGE HYDRANT PAVEMENT MARKINGS TO MEET THE EXISTING SITE CONSTRAINTS AS DIRECTED BY THE RESIDENT ENGINEER.

**NOT TO SCALE**  
**COMPOSITE MISCELLANEOUS DETAILS SHEET**

PROJECT NAME: FAIR HAVEN - CASTLETON & FAIR HAVEN	
PROJECT NUMBER: NH HES 020-1(2) & STP SRN (004)	
FILE NAME: p06c058.dgn	PLOT DATE: 22-FEB-2012 12:46
PROJECT LEADER: D.E.G.	DRAWN BY: C.A.K.
DESIGNED BY: M.J.M.	CHECKED BY: D.E.G.
IPARM FILE: p06c058cmds.i	SHEET 10 OF 157