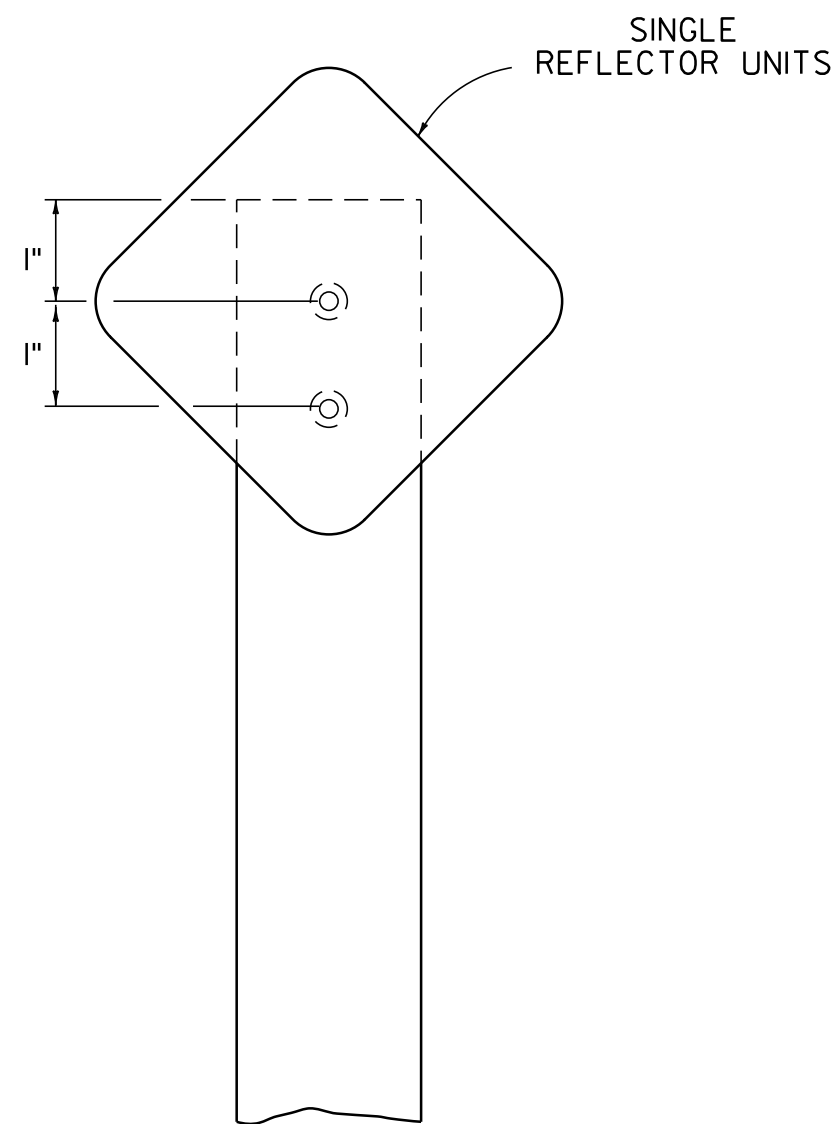
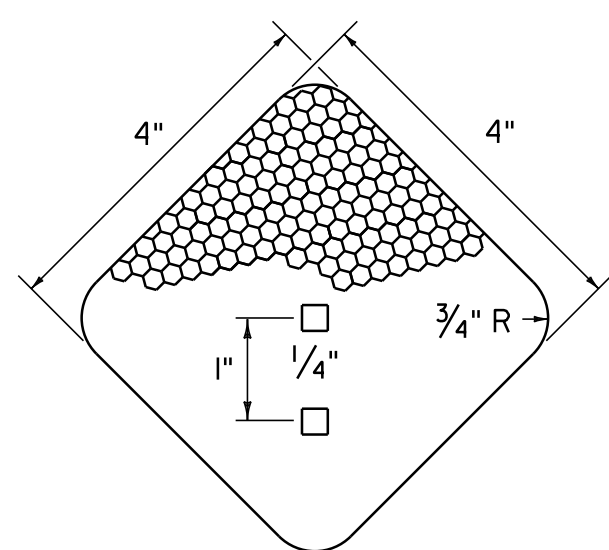


TYPICAL PLACEMENT OF DELINEATORS ON HIGHWAY



TYPE I



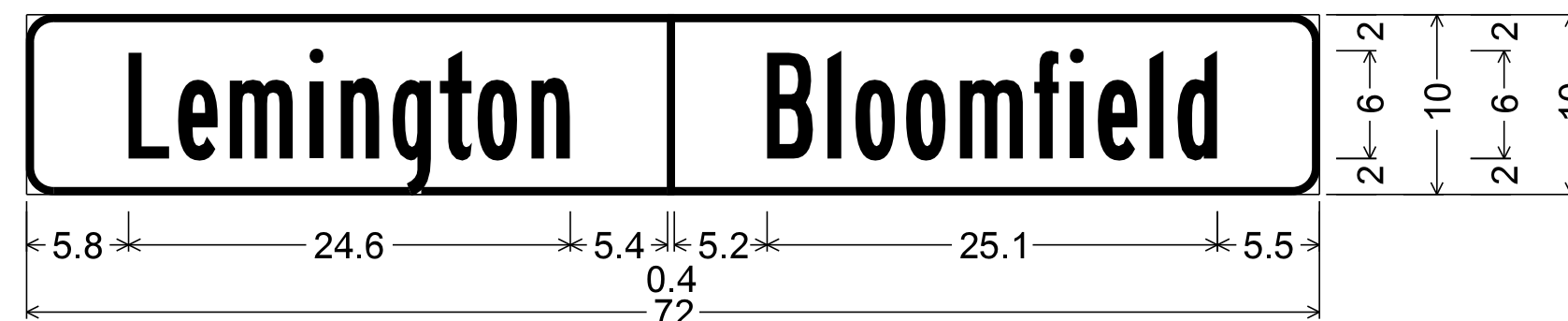
DELINEATOR REFLECTIVE SHEETING UNIT

- MATERIAL FOR DELINEATORS:
- 1/16" ALUMINUM BACKING.
 - WHITE/BLUE/GREEN: ASTM TYPE III RETROREFLECTIVE SHEETING.

DELINEATOR DETAILS

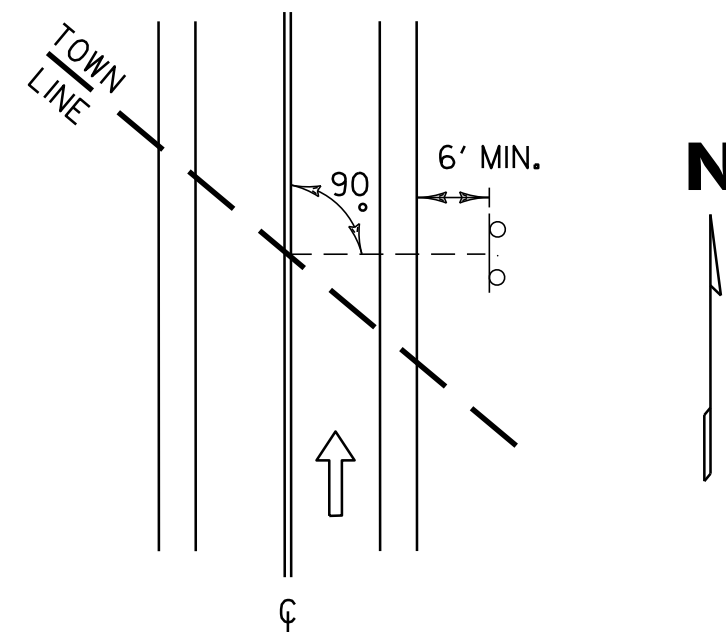
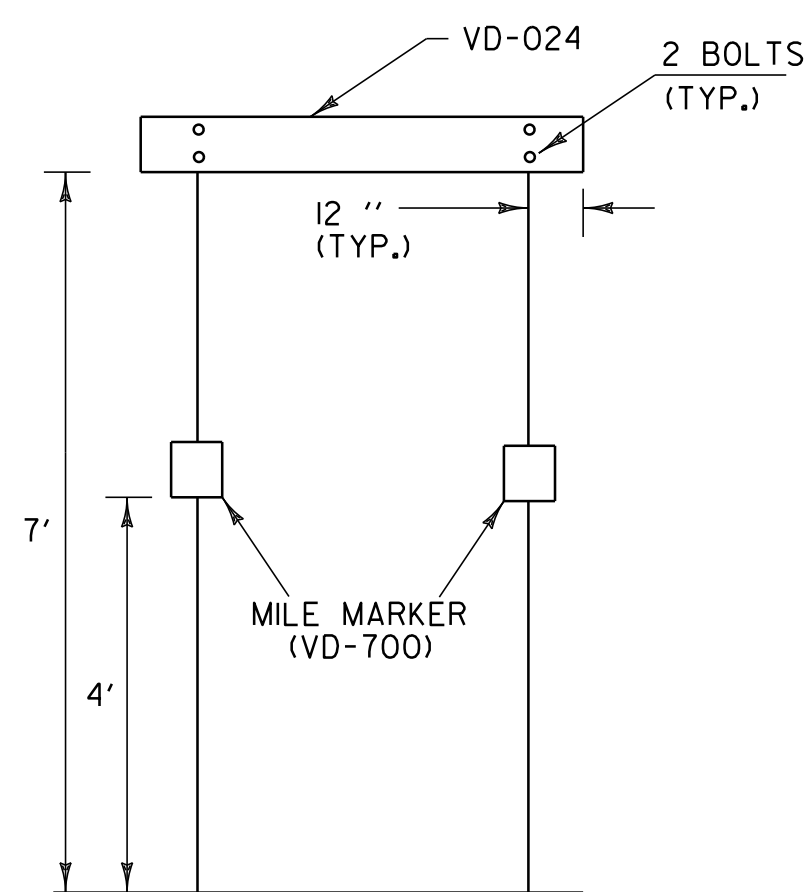
DELINEATOR NOTES

1. TYPE I DELINEATOR (WHITE) SHALL BE ERECTED AT LOCATIONS AS SHOWN ON THE ROADWAY LAYOUTS. TYPE I DELINEATORS WITHOUT PLAQUE SHALL BE ERECTED AT THE BEGINNING (BLUE) AND AT THE END (GREEN) OF EACH GUARDRAIL RUN.
2. DELINEATOR POSTS SHALL BE 1.75" x 1.88 LB/FT SQUARE STEEL, AND A MINIMUM OF 8 FEET LONG.
3. DELINEATOR POSTS SHALL HAVE A MINIMUM EMBEDMENT OF 2'-6" IN THE GROUND.



1.5" Radius, 0.4" Border, White on Green;
[Lemington] B 2K; [Bloomfield] B 2K;

VD-024



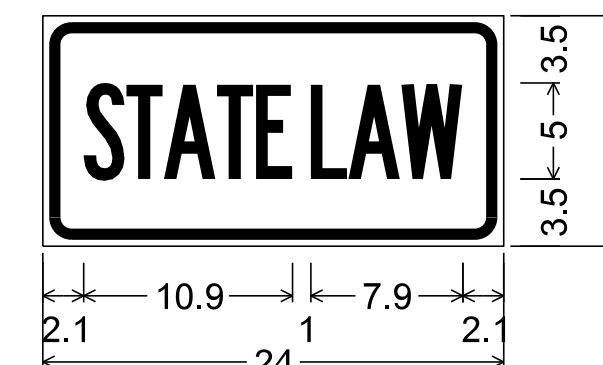
THE SIGN SHALL BE MOUNTED PARALLEL WITH THE ROADWAY, NORMALLY ON RIGHT SIDE TRAVELING WEST TO EAST OR SOUTH TO NORTH.

WHEN CROSSING COUNTY BOUNDARIES AN ADDITIONAL COUNTY LINE SIGN SHALL BE MOUNTED BELOW THE TOWN LINE SIGN MAINTAINING A SEVEN FOOT CLEARANCE.

TOWN LINE SIGN DETAILS

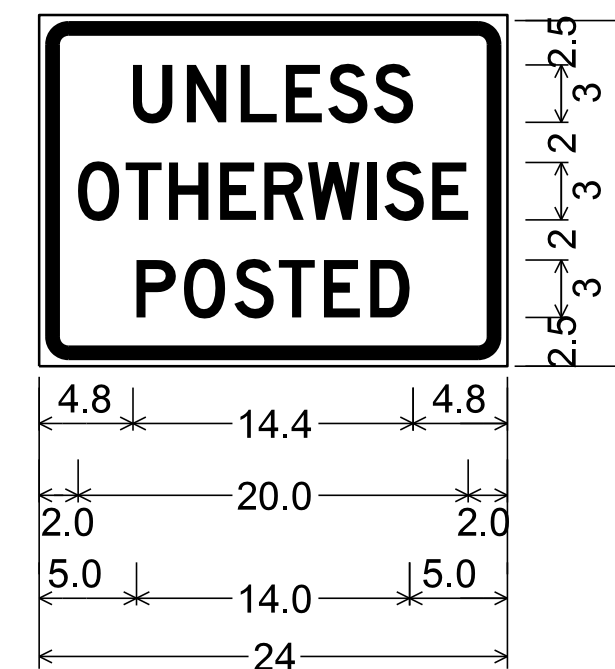
TOWN LINE SIGN NOTES

1. WORD TO WORD SPACING FOR MULTIPLE TEXT TOWN NAMES IS ADJUSTABLE TO ACCOMMODATE DIMENSION REQUIREMENTS.
2. DIMENSIONS SHOWN ARE APPROXIMATE AND MAY BE ADJUSTED SLIGHTLY TO ACCOMMODATE VARIOUS MANUFACTURER'S LETTER WIDTHS.
3. ALL DIMENSIONS ARE IN INCHES EXCEPT WHERE NOTED




1.5" Radius, 0.5" Border, 0.4" Indent, Black on Fluorescent Yellow;
[STATE LAW] B 2K specified length;

W16-18P



1.5" Radius, 0.6" Border, 0.4" Indent, Black on White;
[UNLESS] D 2K specified length;
[OTHERWISE] D 2K specified length;
[POSTED] D 2K specified length;

R2-5P

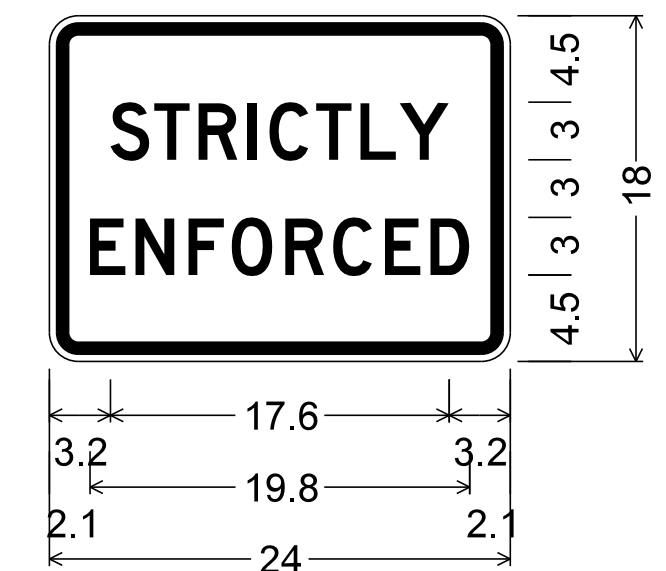


VR-128

Black on White

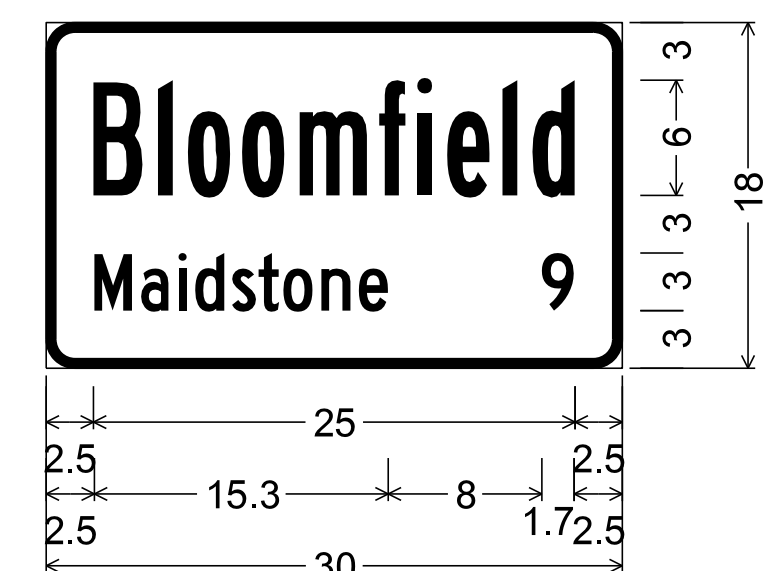
•REDUCE SPACING 50%

FOR SEAT BELT SYMBOL LAYOUT SEE THE 2004 STANDARD HIGHWAY SIGNS BOOK PAGE 6-21.



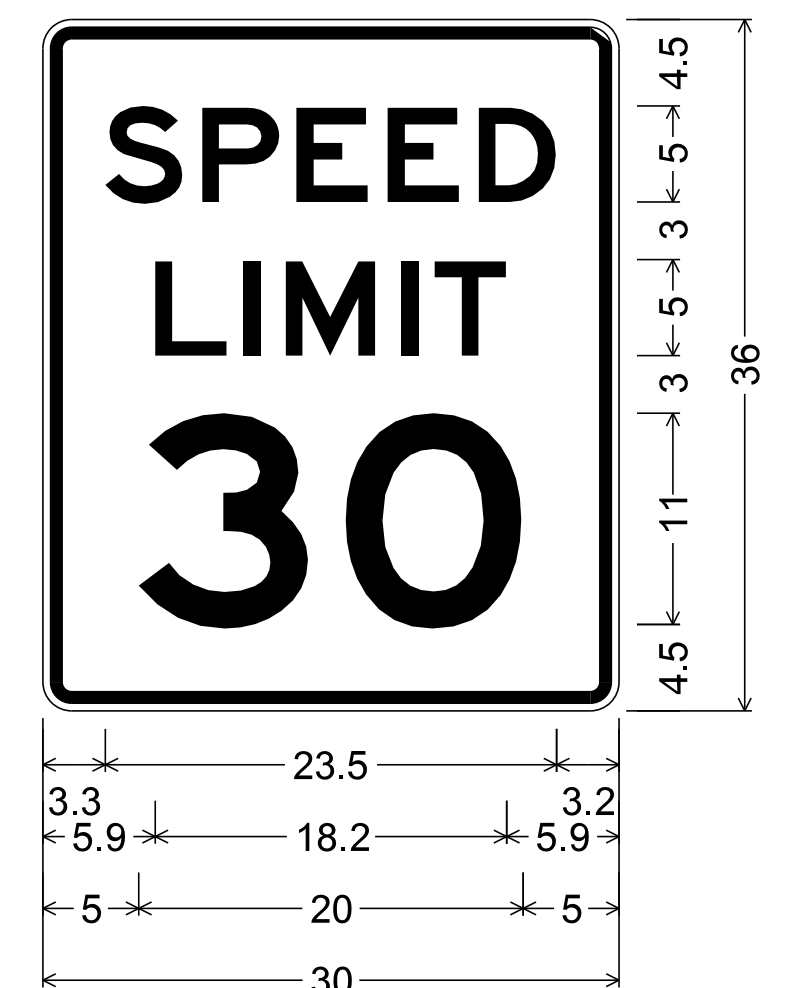
1.5" Radius, 0.6" Border, 0.4" Indent, Black on White;
[STRICTLY] D 2K;
[ENFORCED] D 2K;

VR-655P



1.5" Radius, 0.5" Border, White on Green;
[Bloomfield] B 2K;
[Maidstone 9] C 2K;

VD-018



1.5" Radius, 0.6" Border, 0.4" Indent, Black on White;
[SPEED] E 2K;
[LIMIT] E 2K; [30] E 2K;

R2-1

SIGN DETAIL SHEET 2

PROJECT NAME: BLOOMFIELD-LEMINGTON

PROJECT NUMBER: STP 2610(I)

FILE NAME: /pave/06c052/pc052

PLOT DATE: 19-JUN-2013 17:00

PROJECT LEADER: PTS

DRAWN BY: SNG

DESIGNED BY: NLL

CHECKED BY: PTS

IPARM FILE NAME: 06C052.80

SHEET 80 OF 82

NOT TO SCALE