

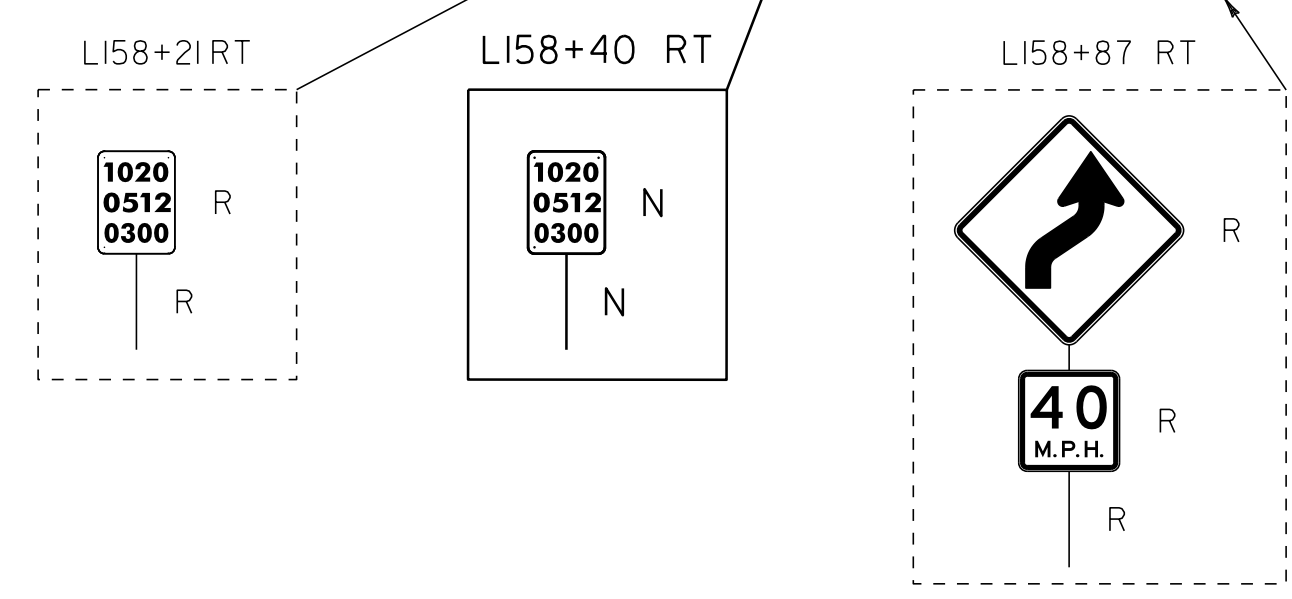
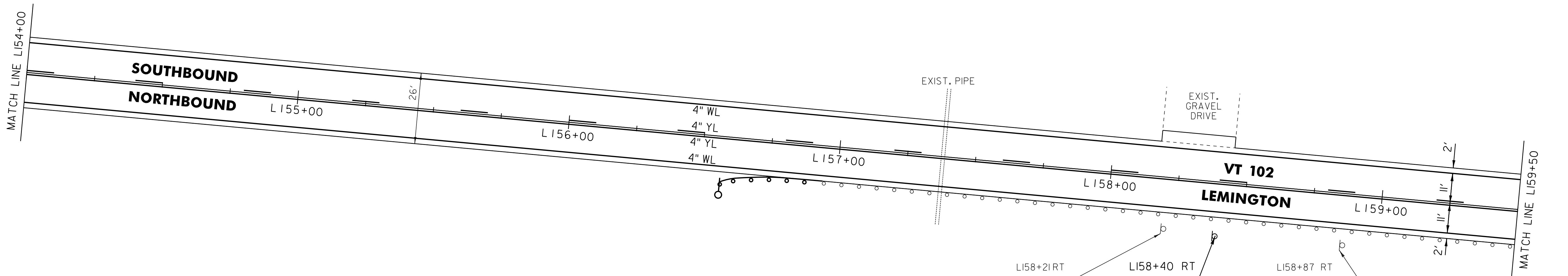
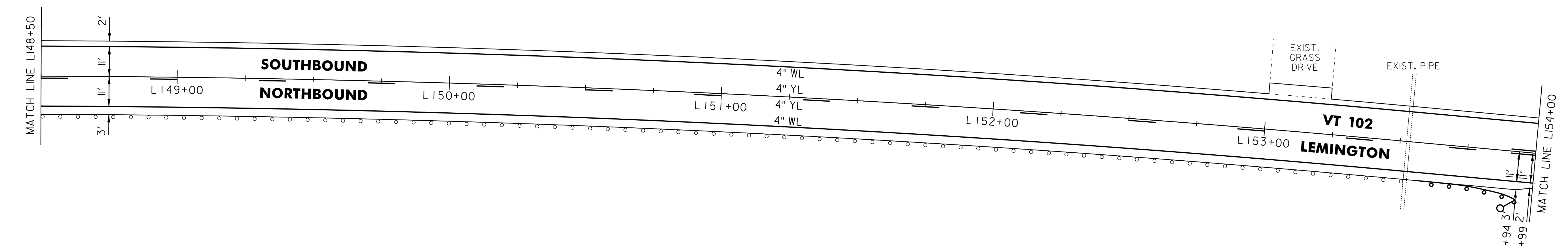
646.602 TEMPORARY 4" WHITE LINE, PAINT
 646.402 DURABLE 4" WHITE LINE, THERMOPLASTIC OR
 646.403 DURABLE 4" WHITE LINE, EPOXY PAINT OR
 646.404 DURABLE 4" WHITE LINE, POLYUREA,
 L148+50 TO L159+50 SOLID LT & RT

646.612 TEMPORARY 4" YELLOW LINE, PAINT
 646.412 DURABLE 4" YELLOW LINE, THERMOPLASTIC OR
 646.413 DURABLE 4" YELLOW LINE, EPOXY PAINT OR
 646.414 DURABLE 4" YELLOW LINE, POLYUREA,
 L148+50 TO L153+90 DASHED CL
 L153+90 TO L159+50 DASHED LT, SOLID RT

621.50 MANUFACTURED
 TERMINAL SECTION, FLARED
 L153+56.5 TO L153+94 RT
 L156+57 TO L156+94.5 RT

621.80 REMOVAL AND DISPOSAL OF GUARDRAIL
 L153+56.5 TO L153+94 RT
 L156+57 TO L156+94.5 RT
 900.620 SPECIAL PROVISION
 (DELINEATOR WITH STEEL POST)

675.50 REMOVING SIGNS
 AS SHOWN - 3



LEGEND

- R = REMOVE EXISTING
- S = SALVAGE
- R&S = REMOVE AND SALVAGE
- N = NEW
- RET = RETAIN
- B-B = BACK TO BACK
- = EXISTING GUARDRAIL
- = PROPOSED GUARDRAIL
- YL = YELLOW LINE
- WL = WHITE LINE
- = DELINEATOR

ROADWAY LAYOUT 52

PROJECT NAME: BLOOMFIELD-LEMINGTON
 PROJECT NUMBER: STP 2610(I)
 FILE NAME: /pave/06c052/pc052
 PROJECT LEADER: PTS
 DESIGNED BY: NLL
 IPARM FILE NAME: 06C052.66
 PLOT DATE: 19-JUN-2013 17:00
 DRAWN BY: SNG
 CHECKED BY: PTS
 SHEET 66 OF 82

NOT TO SCALE