

646.602 TEMPORARY 4" WHITE LINE, PAINT
 646.402 DURABLE 4" WHITE LINE, THERMOPLASTIC OR
 646.403 DURABLE 4" WHITE LINE, EPOXY PAINT OR
 646.404 DURABLE 4" WHITE LINE, POLYUREA,
 327+50 TO 338+50 SOLID LT & RT

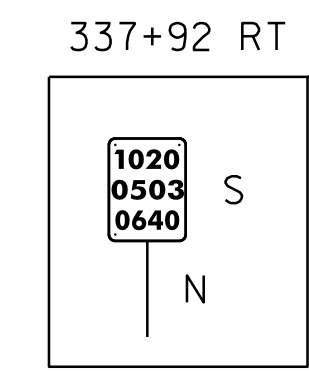
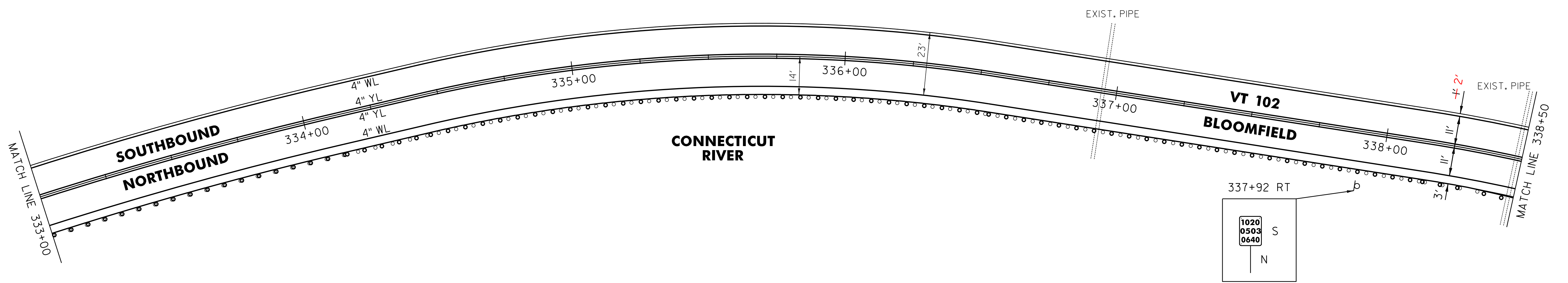
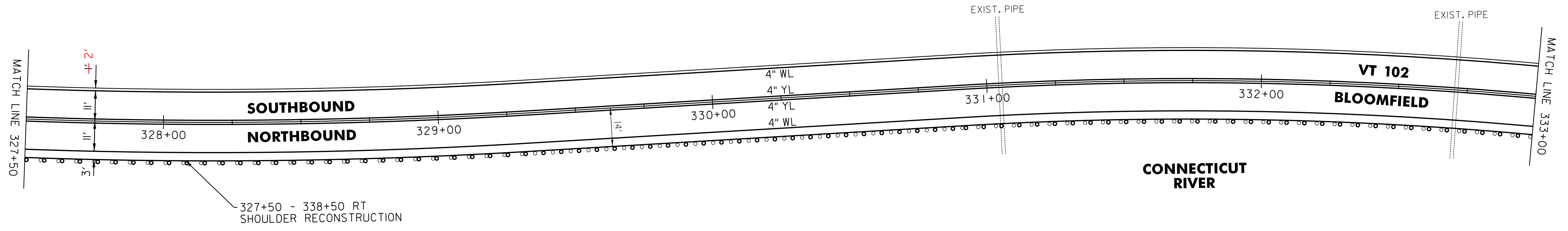
646.612 TEMPORARY 4" YELLOW LINE, PAINT
 646.412 DURABLE 4" YELLOW LINE, THERMOPLASTIC OR
 646.413 DURABLE 4" YELLOW LINE, EPOXY PAINT OR
 646.414 DURABLE 4" YELLOW LINE, POLYUREA,
 327+50 TO 338+50 SOLID LT & RT

621.205 STEEL BEAM GUARDRAIL,
 GALVANIZED W/8' POSTS
 327+50 TO 338+33.5 RT

621.50 MANUFACTURED
 TERMINAL SECTION, FLARED
 338+33.5 TO 338+50 RT

621.80 REMOVAL AND DISPOSAL OF GUARDRAIL
 327+50 TO 338+37 RT

675.60 ERECTING SALVAGED SIGNS
 AS SHOWN - 1



- LEGEND**
- R = REMOVE EXISTING
 - S = SALVAGE
 - R&S = REMOVE AND SALVAGE
 - N = NEW
 - RET = RETAIN
 - B-B = BACK TO BACK
 - = EXISTING GUARDRAIL
 - = PROPOSED GUARDRAIL
 - YL = YELLOW LINE
 - WL = WHITE LINE
 - = DELINEATOR

ROADWAY LAYOUT 32	
PROJECT NAME:	BLOOMFIELD-LEMINGTON
PROJECT NUMBER:	STP 2610(I)
FILE NAME:	/pave/06c052/pc052
PROJECT LEADER:	PTS
DESIGNED BY:	NLL
IPARM FILE NAME:	06C052.46
PLOT DATE:	19-JUN-2013 16:59
DRAWN BY:	SNG
CHECKED BY:	PTS
SHEET	46 OF 82

NOT TO SCALE