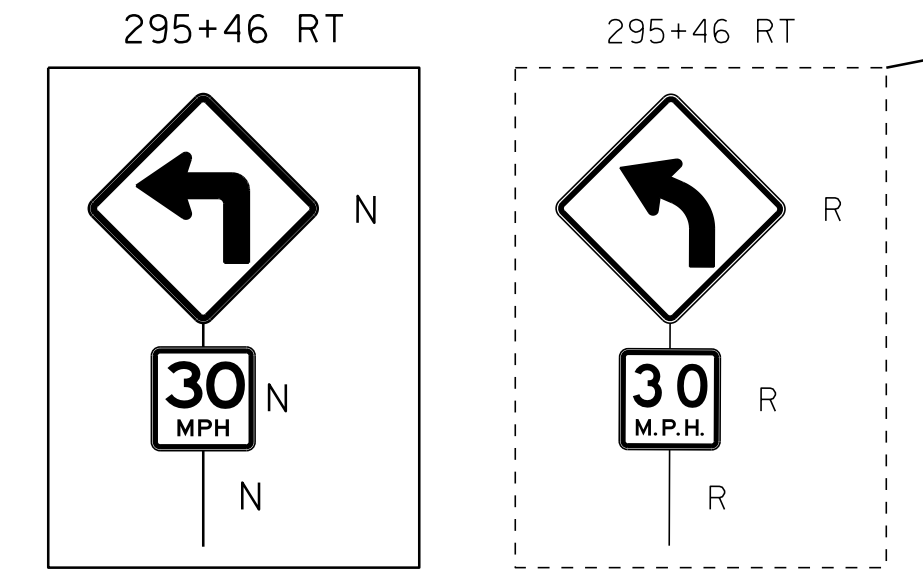
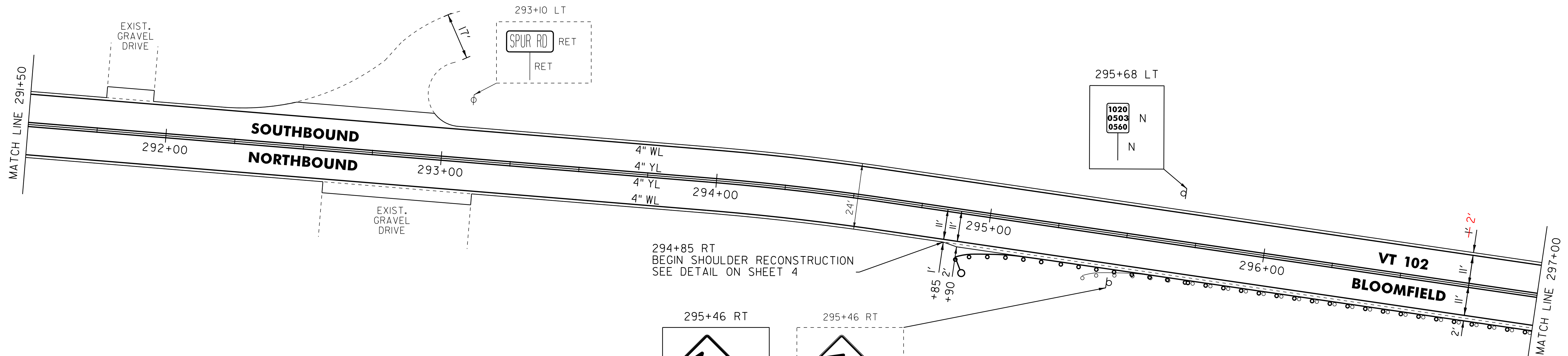
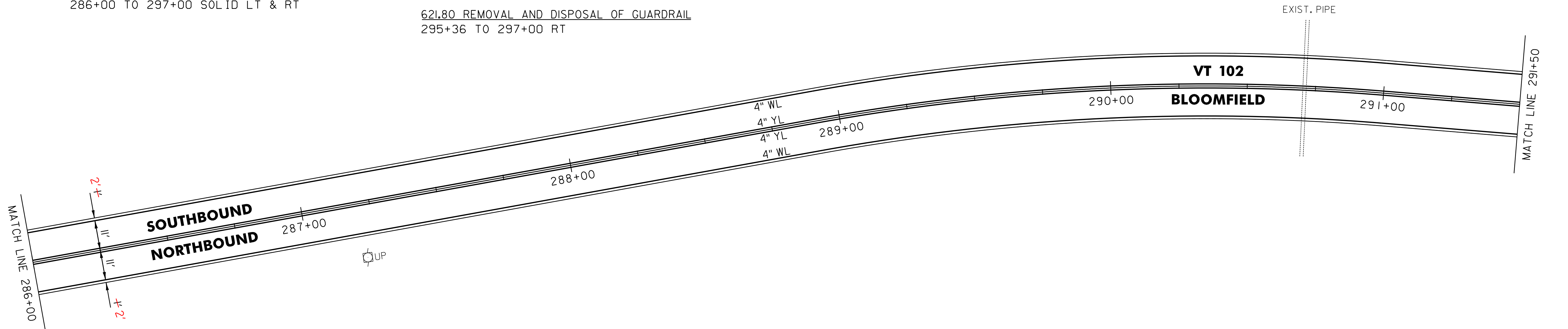


646.602 TEMPORARY 4" WHITE LINE, PAINT
 646.402 DURABLE 4" WHITE LINE, THERMOPLASTIC OR
 646.403 DURABLE 4" WHITE LINE, EPOXY PAINT OR
 646.404 DURABLE 4" WHITE LINE, POLYUREA,
 286+00 TO 297+00 SOLID LT & RT
 646.612 TEMPORARY 4" YELLOW LINE, PAINT
 646.412 DURABLE 4" YELLOW LINE, THERMOPLASTIC OR
 646.413 DURABLE 4" YELLOW LINE, EPOXY PAINT OR
 646.414 DURABLE 4" YELLOW LINE, POLYUREA,
 286+00 TO 297+00 SOLID LT & RT

621.20 STEEL BEAM GUARDRAIL, GALVANIZED
 295+27 TO 295+64.5 RT
 621.205 STEEL BEAM GUARDRAIL,
 GALVANIZED W/8' POSTS
 295+64.5 TO 297+00 RT
 621.50 MANUFACTURED
 TERMINAL SECTION, FLARED
 294+89.5 TO 295+27 RT
 621.80 REMOVAL AND DISPOSAL OF GUARDRAIL
 295+36 TO 297+00 RT

900.620 SPECIAL PROVISION
 (DELINEATOR WITH STEEL POST)
 294+89.5 RT
 675.50 REMOVING SIGNS
 AS SHOWN - 2



- LEGEND**
- R = REMOVE EXISTING
 - S = SALVAGE
 - R&S = REMOVE AND SALVAGE
 - N = NEW
 - RET = RETAIN
 - B-B = BACK TO BACK
 - = EXISTING GUARDRAIL
 - = PROPOSED GUARDRAIL
 - YL = YELLOW LINE
 - WL = WHITE LINE
 - = DELINEATOR

ROADWAY LAYOUT 28

PROJECT NAME: BLOOMFIELD-LEMINGTON
 PROJECT NUMBER: STP 2610(I)
 FILE NAME: /pave/06c052/pc052
 PROJECT LEADER: PTS
 DESIGNED BY: NLL
 IPARM FILE NAME: 06C052.42

PLOT DATE: 19-JUN-2013 16:59
 DRAWN BY: SNG
 CHECKED BY: PTS
 SHEET 42 OF 82

NOT TO SCALE