

TEMPORARY 4" WHITE LINE, PAINT  
DURABLE 4" YELLOW LINE, THERMOPLASTIC

C 9+50 TO C 16+82 SOLID LT  
C 9+50 TO C 20+50 SOLID RT  
C 16+82 TO C 17+12 SOLID LT (TH 62)  
C 17+32 TO C 17+62 SOLID LT (TH 62)  
C 17+62 TO C 20+50 SOLID LT

TEMPORARY 4" YELLOW LINE, PAINT  
DURABLE 4" YELLOW LINE, THERMOPLASTIC

C 9+50 TO C 12+70 DASHED RT  
C 12+70 TO C 16+70 DASHED LT, SOLID RT  
C 16+70 TO C 17+01 SOLID LT & RT  
C 17+21 DOUBLE SOLID LT (TH 62)  
C 17+41 TO C 18+00 SOLID LT & RT  
C 18+00 TO C 20+50 SOLID LT, DASHED RT

TEMPORARY LETTER OR SYMBOL, PAINT  
DURABLE LETTER OR SYMBOL, THERMOPLASTIC

C 17+16 LT - "STOP" (TH 62)

TEMPORARY 24" STOP BAR, PAINT  
DURABLE 24" STOP BAR, THERMOPLASTIC

C 17+07 TO C 17+21 LT (TH 62)

REMOVAL AND DISPOSAL OF GUARDRAIL  
SECTION, FLARED

C 9+59 TO C 13+50 RT  
C 10+12 TO C 10+65 LT  
C 10+81 TO C 13+66 LT  
C 19+79 TO C 20+50 RT

STEEL BEAM GUARDRAIL, GALVANIZED

C 9+50.0 TO C 10+87.5 RT  
C 12+98.5 TO C 13+36.0 LT  
C 20+12.5 TO C 20+50.0 RT

MANUFACTURED TERMINAL  
SECTION, FLARED

DELINEATOR WITH STEEL POST  
C 13+50.0 RT  
C 13+73.5 LT  
C 19+75.0 RT

ANCHOR FOR STEEL BEAM RAIL

C 10+63.5 LT  
C 10+82.5 LT

MANUFACTURED TERMINAL  
SECTION, TANGENT

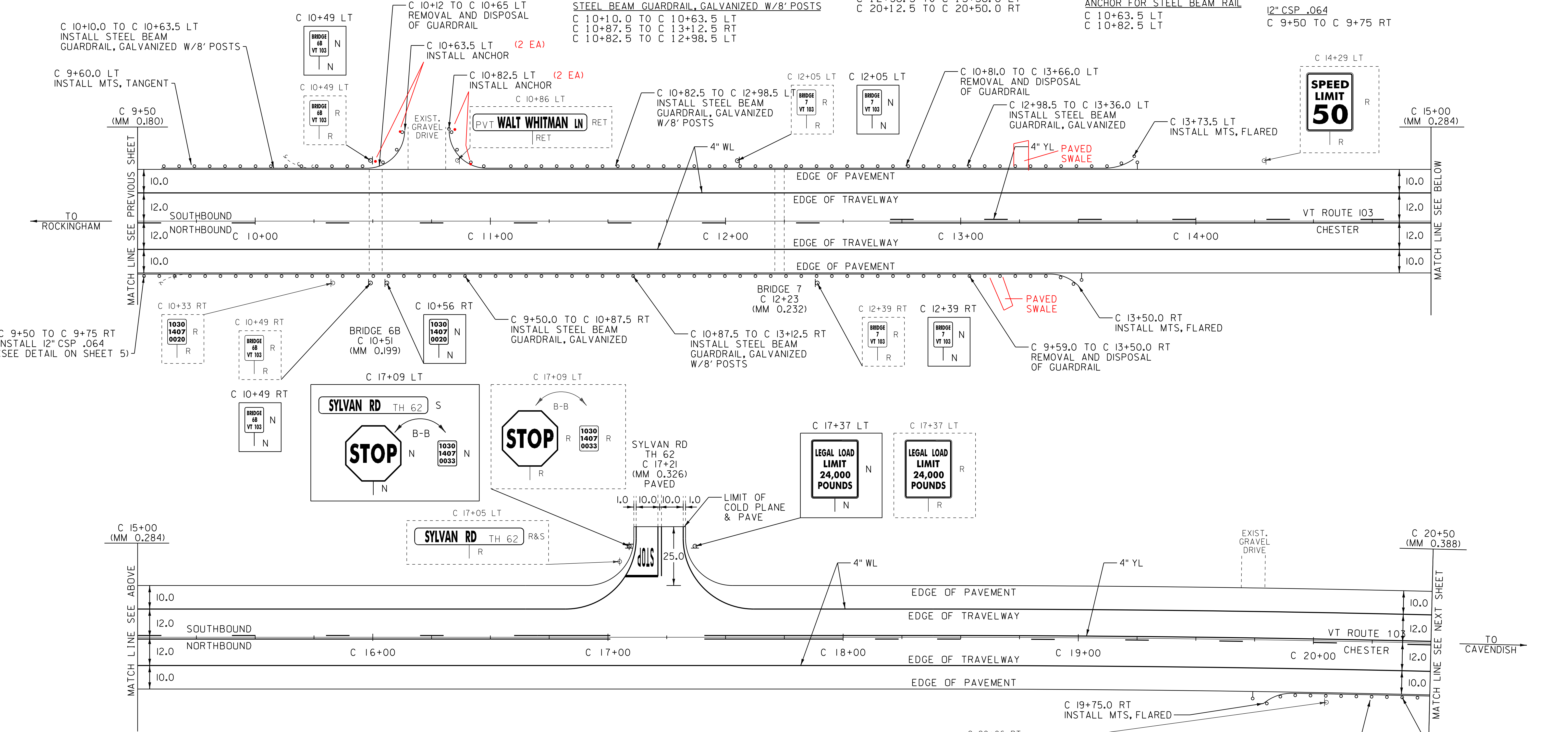
C 9+60.0 LT  
BITUMINOUS CONCRETE  
CURB, TYPE A  
C 10+35 TO C 13+50 RT  
C 10+97 TO C 13+50 LT

12" CSP .064

C 9+50 TO C 9+75 RT

REMOVING SIGNS  
AS SHOWN - 11


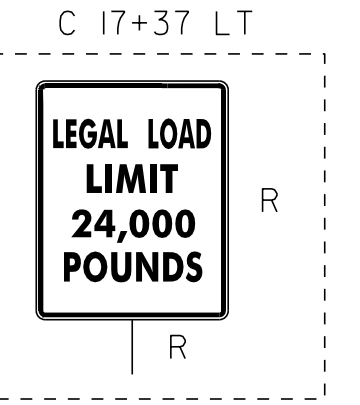
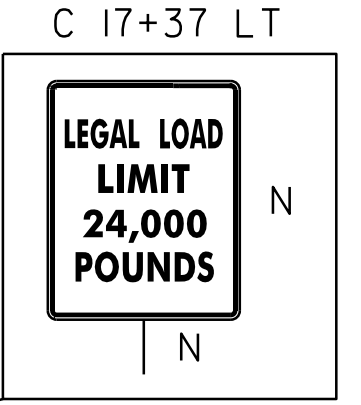
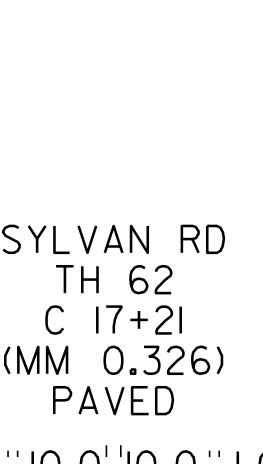
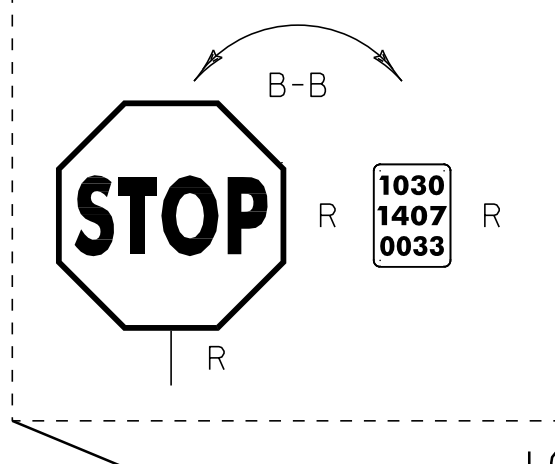
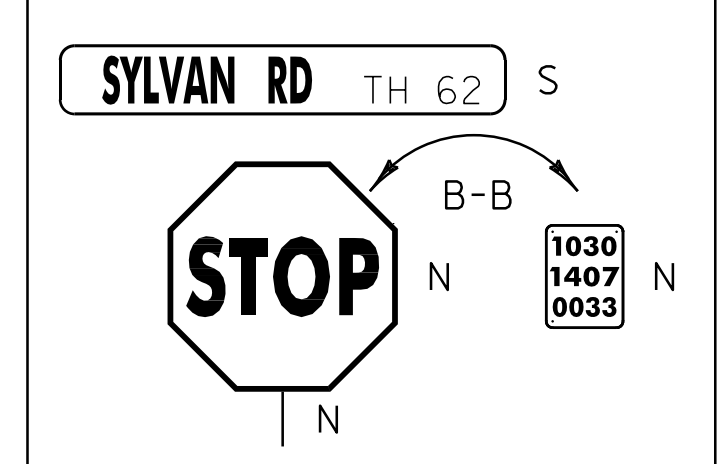
ERECTING SALVAGED SIGNS  
AS SHOWN - 1



C 9+50 TO C 9+75 RT  
INSTALL 12" CSP .064  
(SEE DETAIL ON SHEET 5)

C 15+00 (MM 0.284)

C 20+50 (MM 0.388)



- LEGEND**
- R = REMOVE EXISTING
  - S = SALVAGE
  - R&S = REMOVE AND SALVAGE
  - N = NEW
  - RET = RETAIN
  - B-B = BACK TO BACK
  - = EXISTING GUARDRAIL
  - = PROPOSED GUARDRAIL
  - YL = YELLOW LINE
  - WL = WHITE LINE
  - ⊙ = TYPE I DELINEATOR, WHITE

**PAVING LAYOUT 39**

PROJECT NAME: ROCKINGHAM-CHESTER  
PROJECT NUMBER: NH 2628(I)

FILE NAME: 06B224  
PROJECT LEADER: PTS  
DESIGNED BY: NLL  
IPARM FILE NAME: pb2241a39.i

PLOT DATE: 31-AUG-2012 14:03  
DRAWN BY: MRS  
CHECKED BY: PTS  
SHEET 53 OF 82

NOT TO SCALE