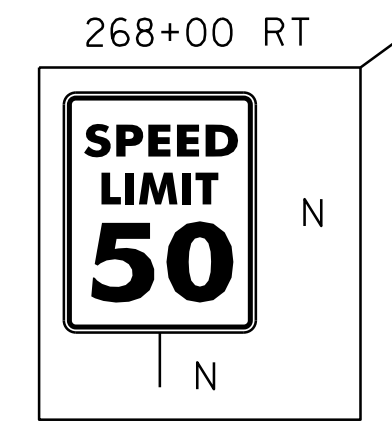

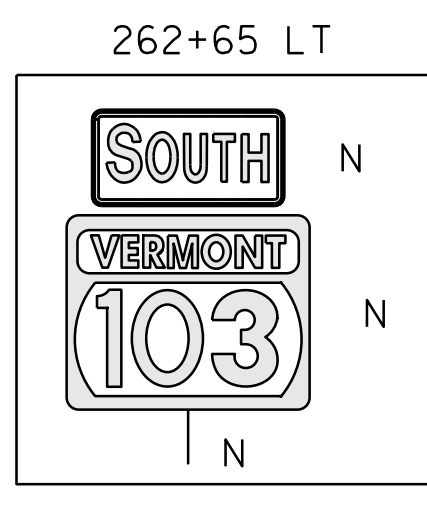
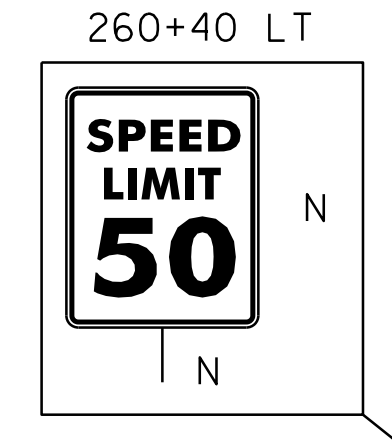
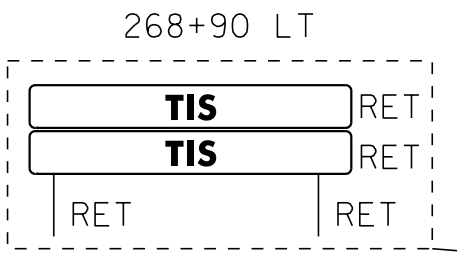
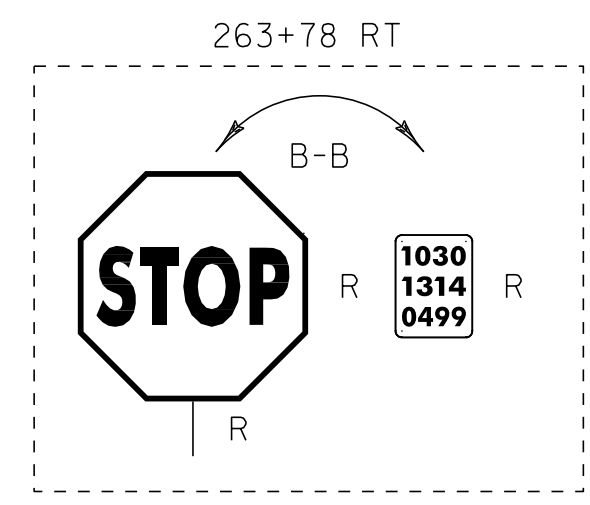
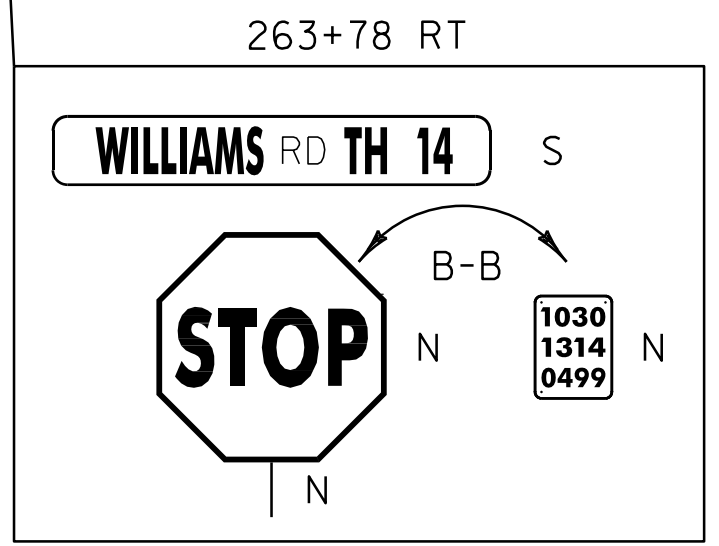
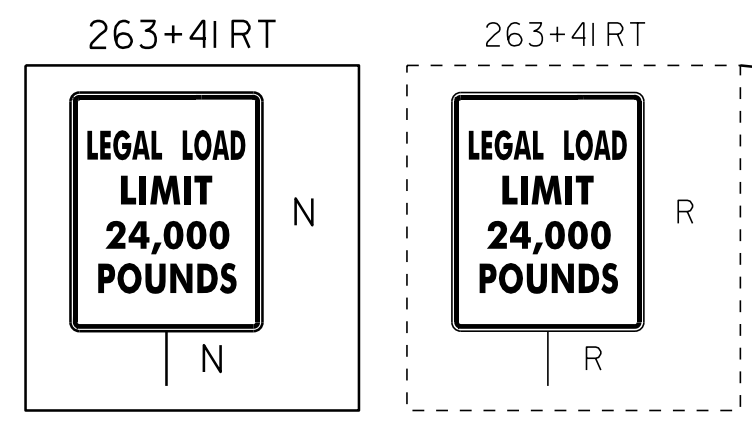
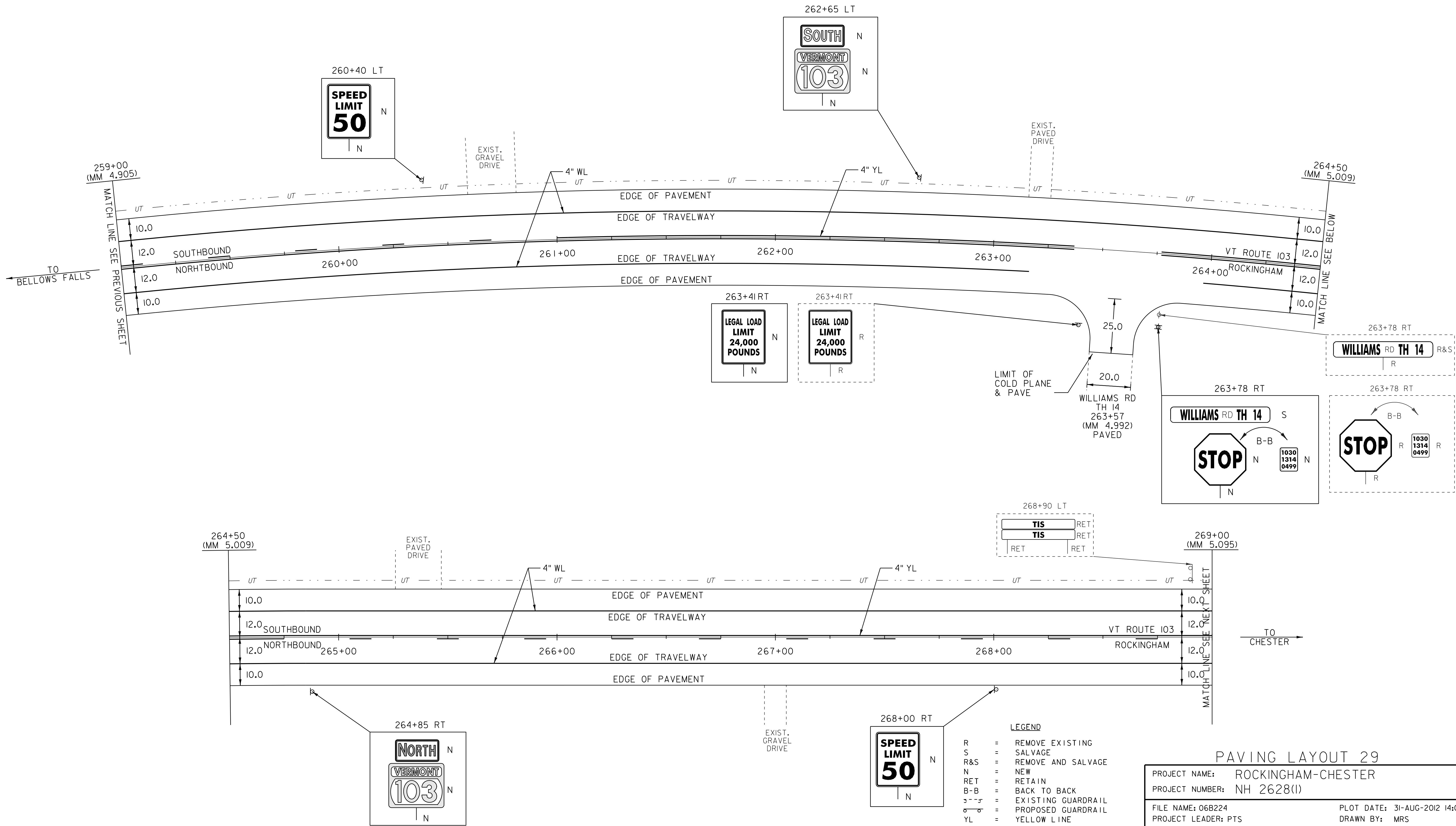


TEMPORARY 4" WHITE LINE, PAINT  
 DURABLE 4" WHITE LINE, THERMOPLASTIC  
 259+00 TO 263+17 SOLID RT  
 259+00 TO 269+00 SOLID LT  
 263+97 TO 269+00 SOLID RT

TEMPORARY 4" YELLOW LINE, PAINT  
 DURABLE 4" YELLOW LINE, THERMOPLASTIC  
 259+00 TO 261+05 DASHED LT, SOLID RT  
 261+05 TO 264+75 SOLID LT & RT  
 264+75 TO 269+00 SOLID LT, DASHED RT

REMOVING SIGNS  
 AS SHOWN - 4  
 ERECTING SALVAGED SIGNS  
 AS SHOWN - 1



- LEGEND**
- R = REMOVE EXISTING
  - S = SALVAGE
  - R&S = REMOVE AND SALVAGE
  - N = NEW
  - RET = RETAIN
  - B-B = BACK TO BACK
  - = EXISTING GUARDRAIL
  - = PROPOSED GUARDRAIL
  - YL = YELLOW LINE
  - WL = WHITE LINE
  - ? = TYPE I DELINEATOR, WHITE

NOT TO SCALE

**PAVING LAYOUT 29**

PROJECT NAME: ROCKINGHAM-CHESTER  
 PROJECT NUMBER: NH 2628(I)

FILE NAME: 06B224  
 PROJECT LEADER: PTS  
 DESIGNED BY: NLL  
 IPARM FILE NAME: pb224ia29.i

PLOT DATE: 31-AUG-2012 14:03  
 DRAWN BY: MRS  
 CHECKED BY: PTS  
 SHEET 43 OF 82