

TEMPORARY 4" WHITE LINE, PAINT  
 DURABLE 4" WHITE LINE, THERMOPLASTIC  
 218+00 TO 228+00 SOLID LT & RT

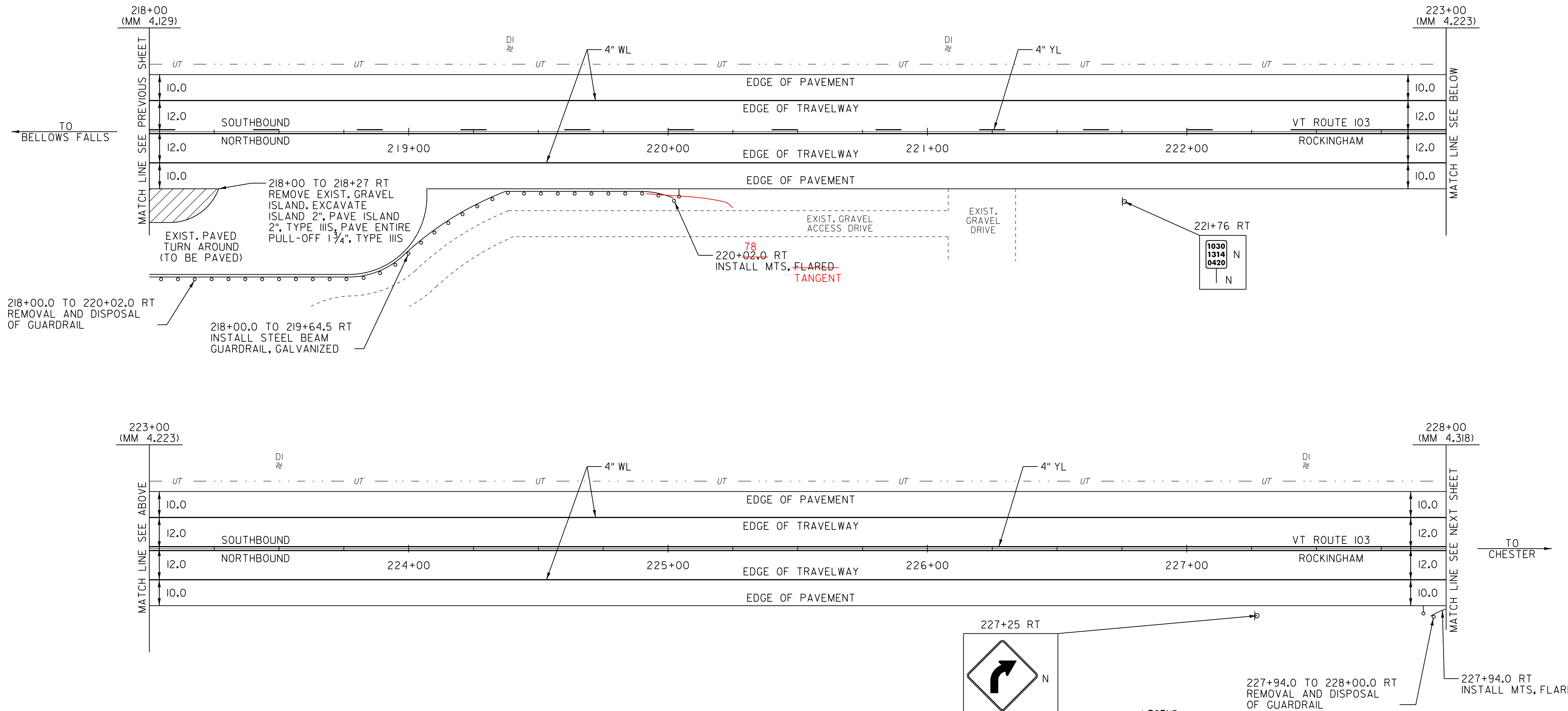
TEMPORARY 4" YELLOW LINE, PAINT  
 DURABLE 4" YELLOW LINE, THERMOPLASTIC  
 218+00 TO 222+50 DASHED LT, SOLID RT  
 222+50 TO 228+00 SOLID LT & RT

REMOVAL AND DISPOSAL OF GUARDRAIL  
 218+00.0 TO 220+02.0 RT  
 227+94.0 TO 228+00.0 RT

STEEL BEAM GUARDRAIL, GALVANIZED  
 218+00.0 TO 219+64.5 RT

MANUFACTURED TERMINAL SECTION, FLARED  
 DELINEATOR WITH STEEL POST  
 220+02.0 RT  
 227+94.0 RT

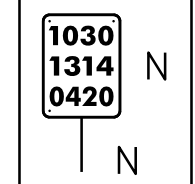
 COMMON EXCAVATION  
 218+00 TO 218+27 RT



218+00.0 TO 220+02.0 RT  
 REMOVAL AND DISPOSAL  
 OF GUARDRAIL


218+00.0 TO 219+64.5 RT  
 INSTALL STEEL BEAM  
 GUARDRAIL, GALVANIZED

220+02.0 RT  
 INSTALL MTS, FLARED-  
 TANGENT

221+76 RT  


227+94.0 RT  
 REMOVAL AND DISPOSAL  
 OF GUARDRAIL

227+94.0 RT  
 INSTALL MTS, FLARED



- LEGEND**
- R = REMOVE EXISTING
  - S = SALVAGE
  - R&S = REMOVE AND SALVAGE
  - N = NEW
  - RET = RETAIN
  - B-B = BACK TO BACK
  - = EXISTING GUARDRAIL
  - = PROPOSED GUARDRAIL
  - YL = YELLOW LINE
  - WL = WHITE LINE
  - ⊙ = TYPE I DELINEATOR, WHITE

**PAVING LAYOUT 25**

PROJECT NAME: ROCKINGHAM-CHESTER	
PROJECT NUMBER: NH 2628(I)	
FILE NAME: 06B224	PLOT DATE: 31-AUG-2012 14:02
PROJECT LEADER: PTS	DRAWN BY: MRS
DESIGNED BY: NULL	CHECKED BY: PTS
IPARM FILE NAME: pb224la25.i	SHEET 39 OF 82

NOT TO SCALE