


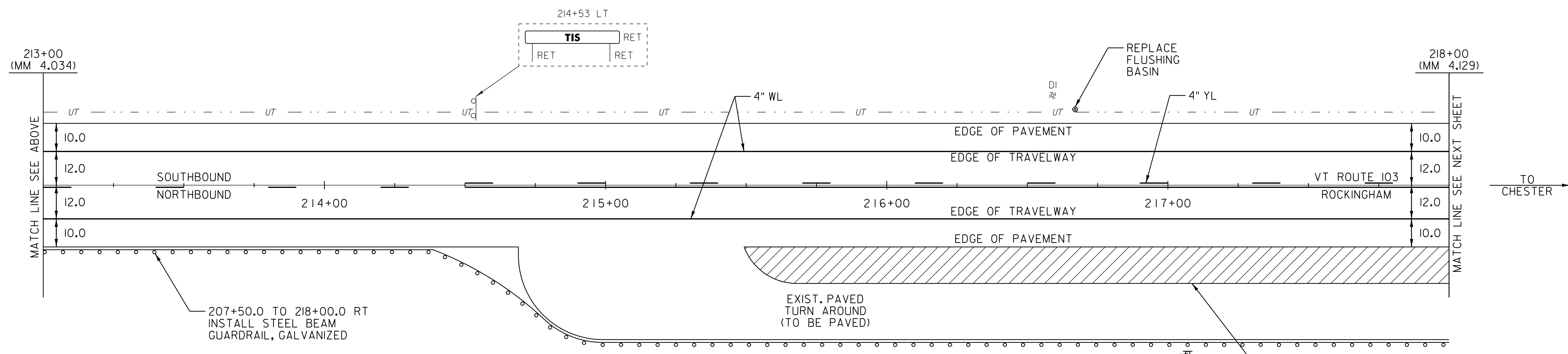
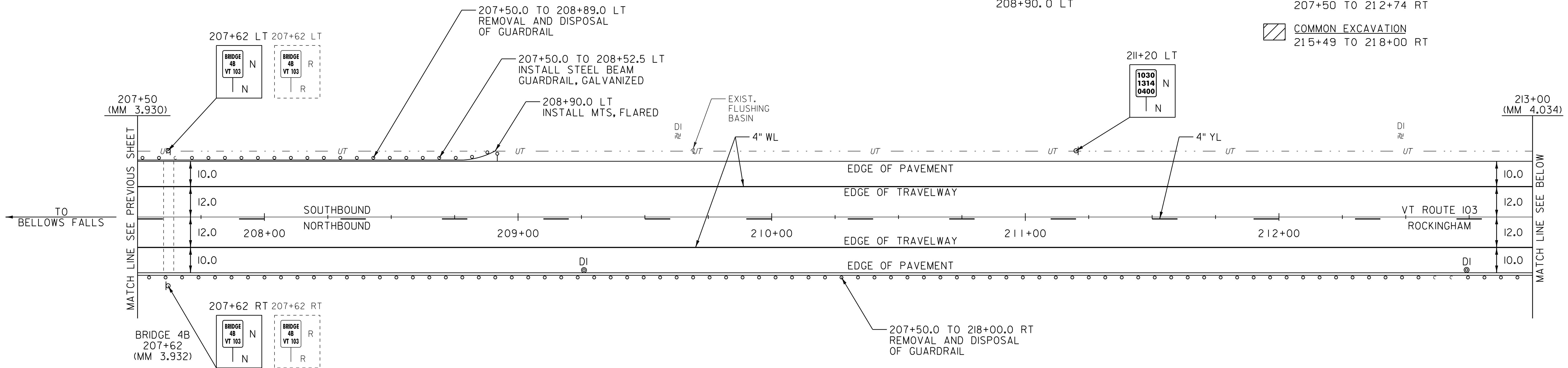
TEMPORARY 4" WHITE LINE, PAINT
 DURABLE 4" WHITE LINE, THERMOPLASTIC
 207+50 TO 218+00 SOLID LT & RT

TEMPORARY 4" YELLOW LINE, PAINT
 DURABLE 4" YELLOW LINE, THERMOPLASTIC
 207+50 TO 214+50 DASHED RT
 214+50 TO 218+00 DASHED LT, SOLID RT

REMOVAL AND DISPOSAL OF GUARDRAIL
 207+50.0 TO 208+89.0 LT
 207+50.0 TO 218+00.0 RT
 STEEL BEAM GUARDRAIL, GALVANIZED
 207+50.0 TO 208+52.5 LT
 207+50.0 TO 218+00.0 RT

REHAB. DROP INLETS, CATCH BASINS,
 OR MANHOLES, CLASS I, CLASS II OR CLASS III
 209+26 RT (DI)
 212+74 RT (DI)
 UNDERDRAIN FLUSHING BASIN
 216+47 LT
 BITUMINOUS CONCRETE
 CURB, TYPE A
 207+50 TO 212+74 RT
 COMMON EXCAVATION
 215+49 TO 218+00 RT

REMOVING SIGNS
 AS SHOWN - 2



- LEGEND**
- R = REMOVE EXISTING
 - S = SALVAGE
 - R&S = REMOVE AND SALVAGE
 - N = NEW
 - RET = RETAIN
 - B-B = BACK TO BACK
 - = EXISTING GUARDRAIL
 - = PROPOSED GUARDRAIL
 - YL = YELLOW LINE
 - WL = WHITE LINE
 - ⊙ = TYPE I DELINEATOR, WHITE

PAVING LAYOUT 24

PROJECT NAME: ROCKINGHAM-CHESTER
 PROJECT NUMBER: NH 2628(I)

FILE NAME: 06B224
 PROJECT LEADER: PTS
 DESIGNED BY: NLL
 IPARM FILE NAME: pb224la24.i

PLOT DATE: 31-AUG-2012 14:02
 DRAWN BY: MRS
 CHECKED BY: PTS
 SHEET 38 OF 82

NOT TO SCALE