

TEMPORARY 4" WHITE LINE, PAINT
 DURABLE 4" WHITE LINE, THERMOPLASTIC
 174+50 TO 183+69 SOLID RT
 174+50 TO 185+50 SOLID LT
 183+69 TO 183+99 SOLID RT (TH 4)
 184+20 TO 184+50 SOLID RT (TH 4)
 184+50 TO 185+50 SOLID RT

TEMPORARY 4" YELLOW LINE, PAINT
 DURABLE 4" YELLOW LINE, THERMOPLASTIC
 174+50 TO 183+89 SOLID LT & RT
 184+09 DOUBLE SOLID RT (TH 4)
 184+29 TO 185+50 SOLID LT & RT

TEMPORARY LETTER OR SYMBOL, PAINT
 DURABLE LETTER OR SYMBOL, THERMOPLASTIC
 184+15 RT - "STOP" (TH 4)

TEMPORARY 24" STOP BAR, PAINT
 DURABLE 24" STOP BAR, THERMOPLASTIC
 184+09 TO 184+24 RT (TH 4)

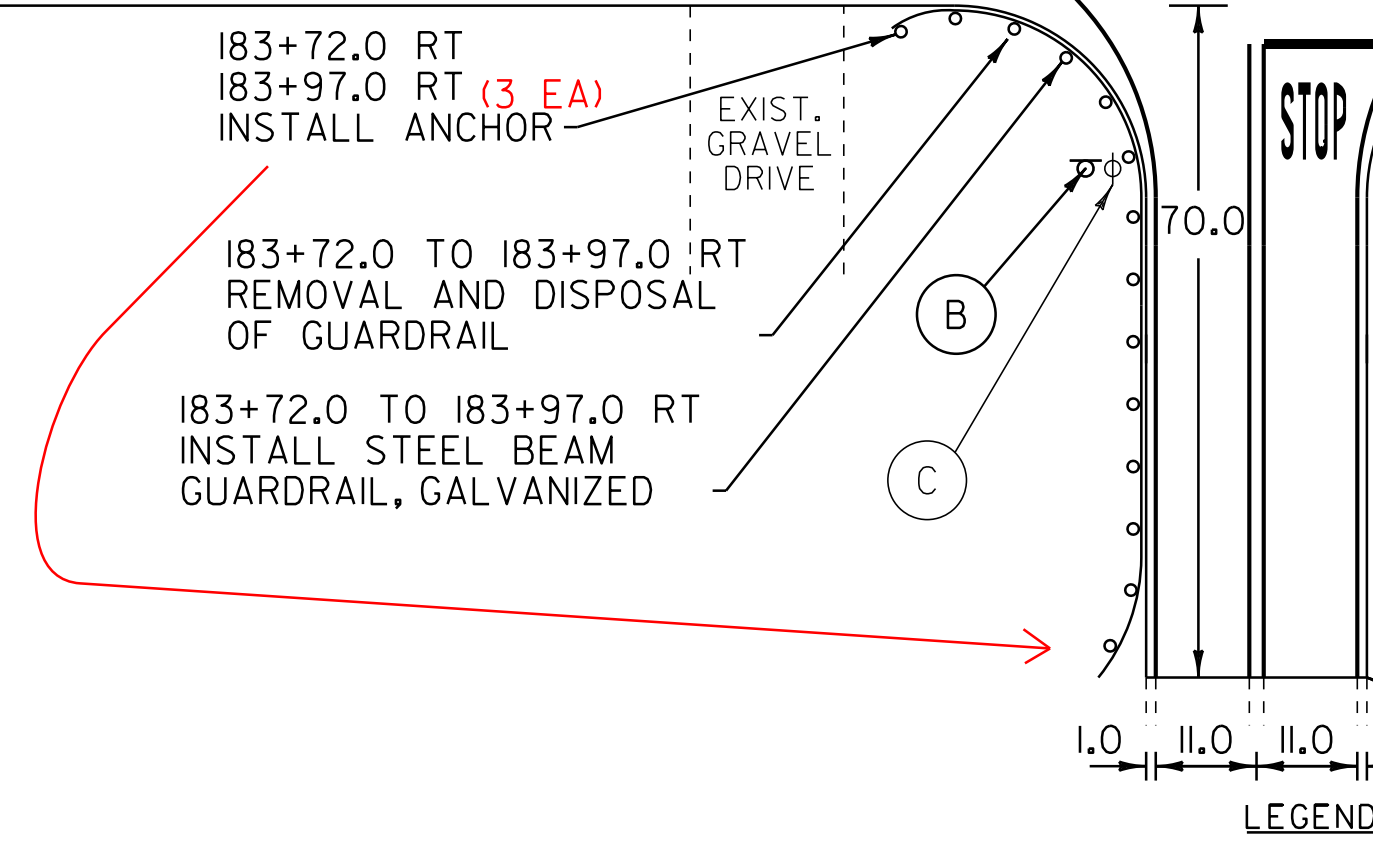
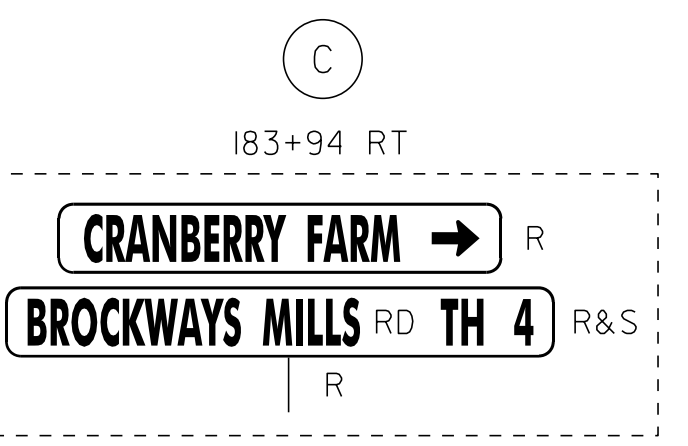
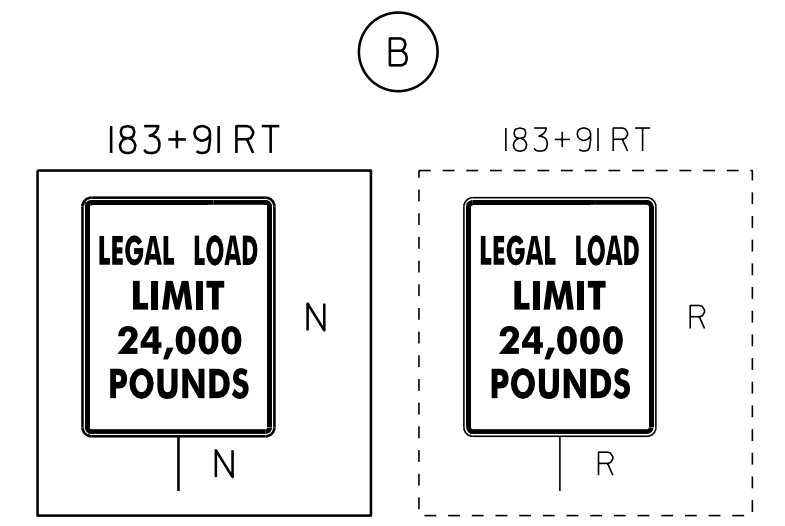
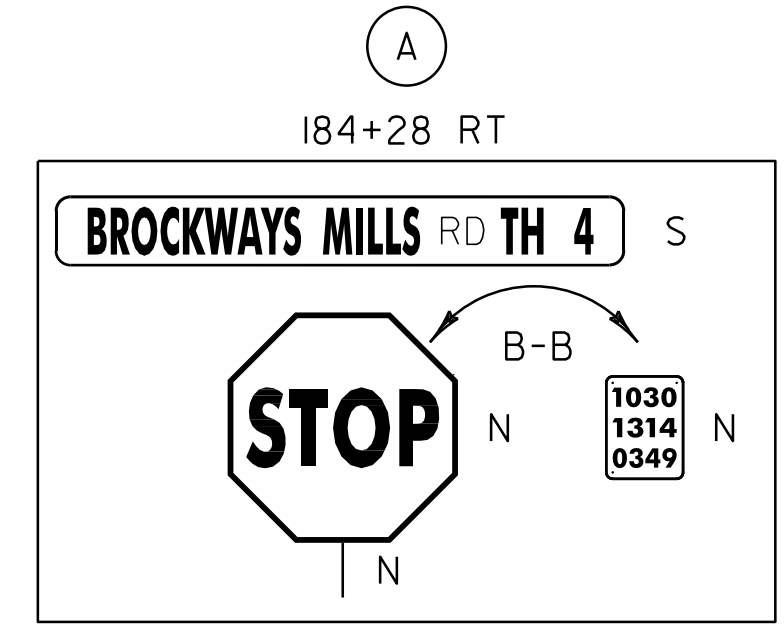
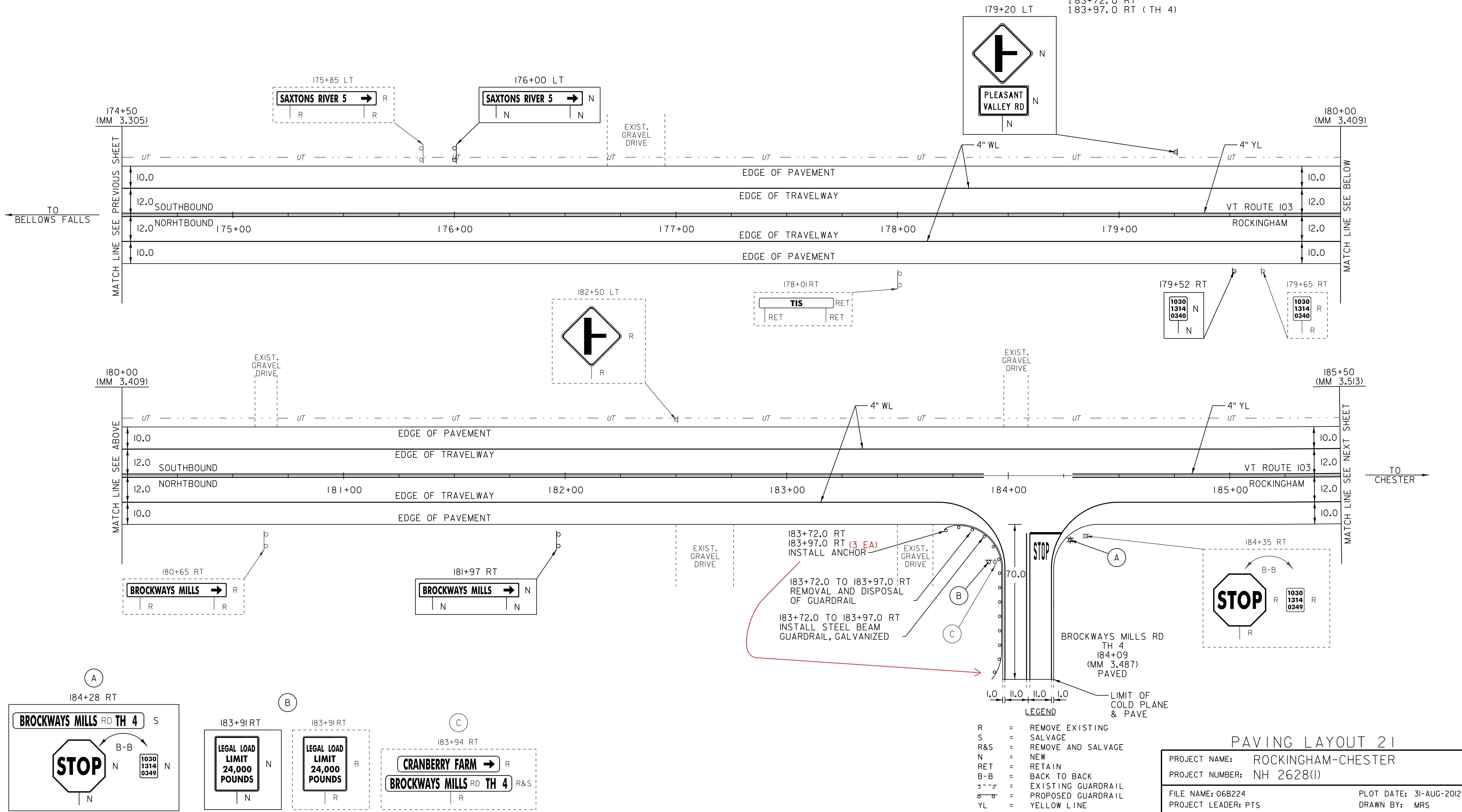
REMOVAL AND DISPOSAL OF GUARDRAIL
 183+72.0 TO 183+97.0 RT (TH 4)

STEEL BEAM GUARDRAIL, GALVANIZED
 183+72.0 TO 183+97.0 RT (TH 4)

ANCHOR FOR STEEL BEAM RAIL
 183+72.0 RT
 183+97.0 RT (TH 4)

REMOVING SIGNS
 AS SHOWN - 9

ERECTING SALVAGED SIGNS
 AS SHOWN - 1



- LEGEND
- R = REMOVE EXISTING
 - S = SALVAGE
 - R&S = REMOVE AND SALVAGE
 - N = NEW
 - RET = RETAIN
 - B-B = BACK TO BACK
 - = EXISTING GUARDRAIL
 - = PROPOSED GUARDRAIL
 - YL = YELLOW LINE
 - WL = WHITE LINE
 - ⊙ = TYPE I DELINEATOR, WHITE

PAVING LAYOUT 21

PROJECT NAME: ROCKINGHAM-CHESTER
 PROJECT NUMBER: NH 2628(1)

FILE NAME: 06B224
 PROJECT LEADER: PTS
 DESIGNED BY: NLL
 IPARM FILE NAME: pb2241a21.i

PLOT DATE: 31-AUG-2012 14:02
 DRAWN BY: MRS
 CHECKED BY: PTS
 SHEET 35 OF 82

NOT TO SCALE