


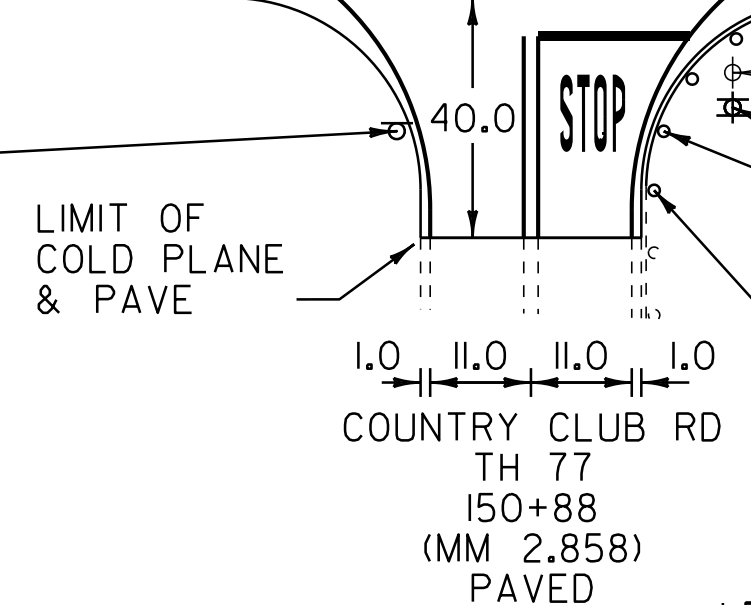
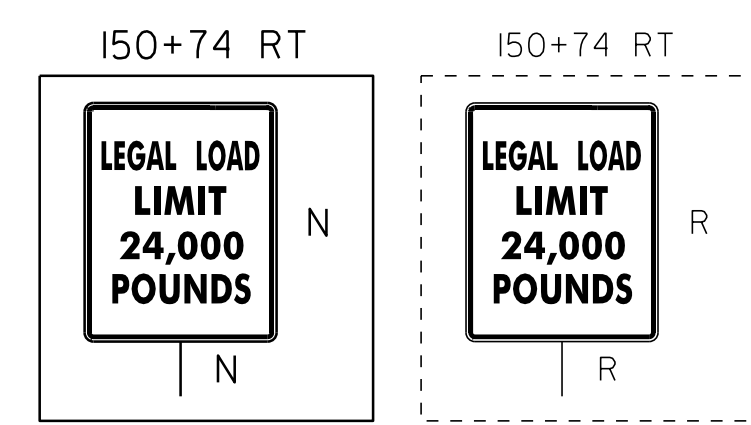
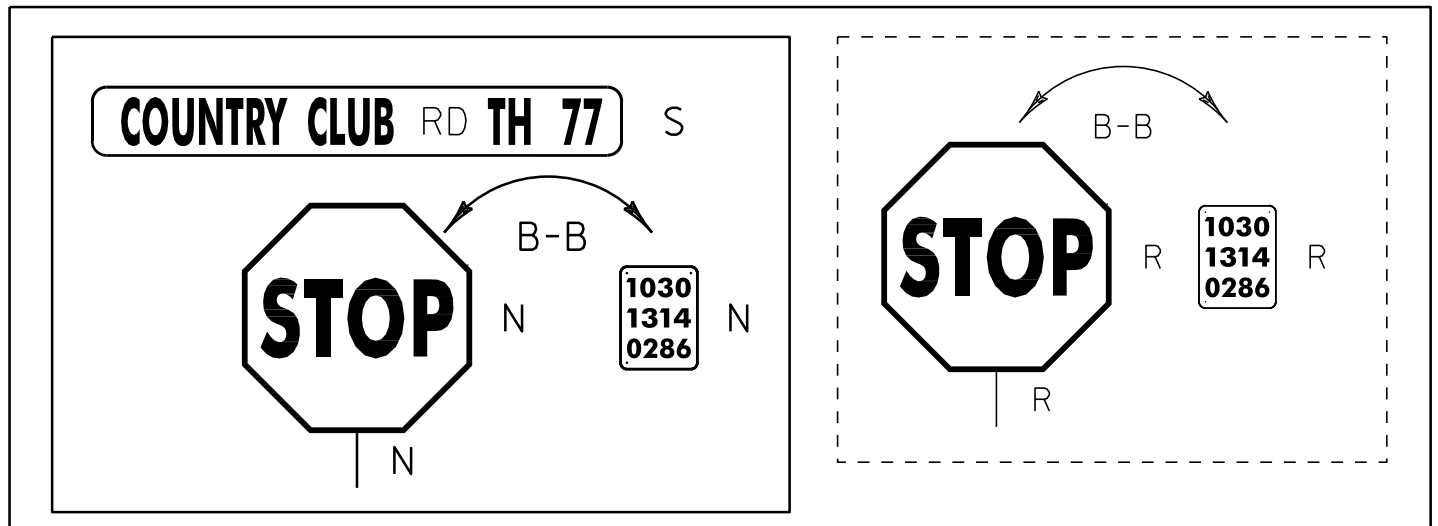
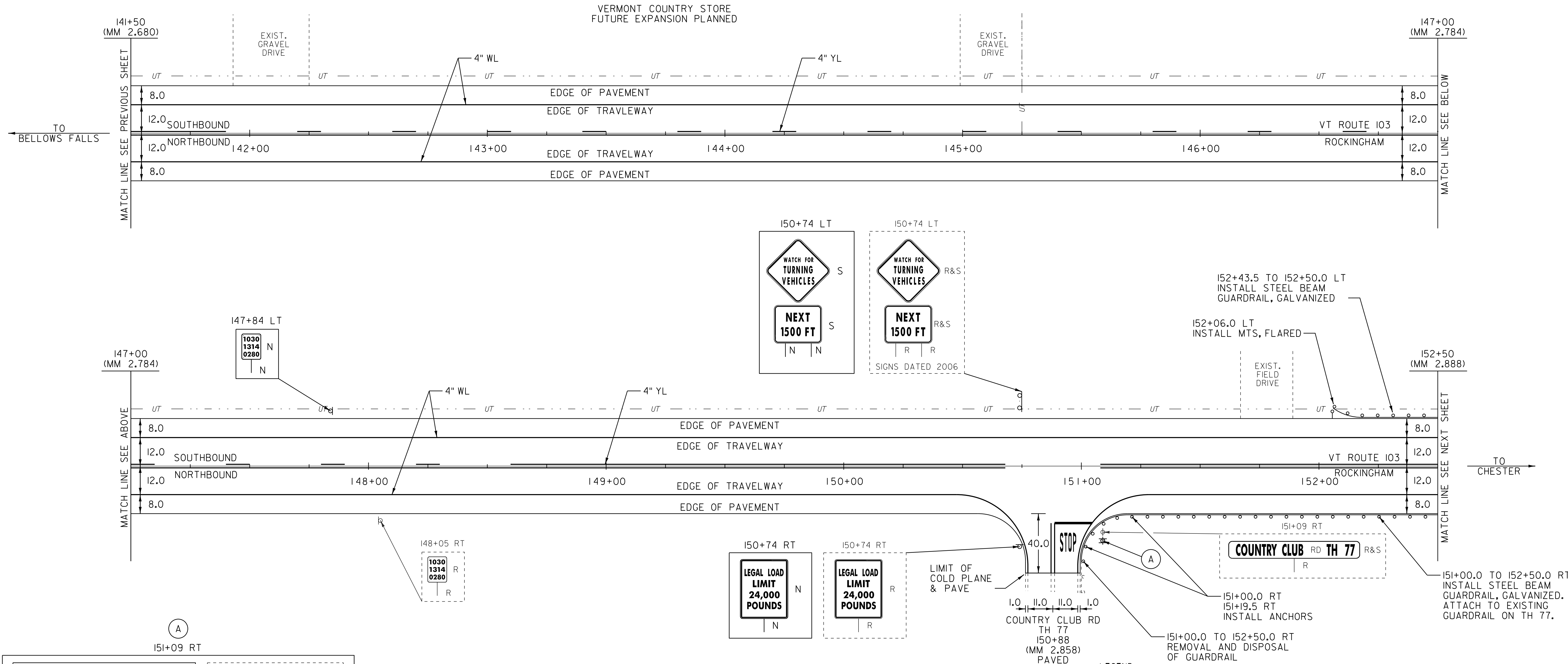
TEMPORARY 4" WHITE LINE, PAINT
 DURABLE 4" WHITE LINE, THERMOPLASTIC
 141+50 TO 152+50 SOLID LT
 141+50 TO 150+48 SOLID RT
 150+48 TO 150+78 SOLID RT (TH 77)
 150+99 TO 151+29 SOLID RT (TH 77)
 151+29 TO 152+50 SOLID RT

TEMPORARY 4" YELLOW LINE, PAINT
 DURABLE 4" YELLOW LINE, THERMOPLASTIC
 141+50 TO 141+90 SOLID LT & RT
 141+90 TO 148+60 DASHED LT, SOLID RT
 148+60 TO 150+68 SOLID LT & RT
 150+88 DOUBLE SOLID RT (TH 77)
 151+08 TO 152+50 SOLID LT & RT

TEMPORARY LETTER OR SYMBOL, PAINT
 DURABLE LETTER OR SYMBOL, THERMOPLASTIC
 150+95 RT - "STOP" (TH 77)
 TEMPORARY 24" STOP BAR, PAINT
 DURABLE 24" STOP BAR, THERMOPLASTIC
 150+88 TO 151+05 RT (TH 77)

REMOVAL AND DISPOSAL OF GUARDRAIL
 151+00.0 TO 152+50.0 RT
 STEEL BEAM GUARDRAIL, GALVANIZED
 151+00.0 TO 152+50.0 RT
 152+43.5 TO 152+50.0 LT
 ANCHOR FOR STEEL BEAM RAIL
 151+00.0 RT
 151+19.5 RT
 MANUFACTURED TERMINAL SECTION, FLARED
 DELINEATOR WITH STEEL POST
 152+06.0 LT

REMOVING SIGNS
 AS SHOWN - 5
 ERECTING SALVAGED SIGNS
 AS SHOWN - 3



- LEGEND
- R = REMOVE EXISTING
 - S = SALVAGE
 - R&S = REMOVE AND SALVAGE
 - N = NEW
 - RET = RETAIN
 - B-B = BACK TO BACK
 - = EXISTING GUARDRAIL
 - = PROPOSED GUARDRAIL
 - YL = YELLOW LINE
 - WL = WHITE LINE
 - ⊙ = TYPE I DELINEATOR, WHITE

NOT TO SCALE

PAVING LAYOUT 18

PROJECT NAME: ROCKINGHAM-CHESTER
 PROJECT NUMBER: NH 2628(1)

FILE NAME: 06B224
 PROJECT LEADER: PTS
 DESIGNED BY: NLL
 IPARM FILE NAME: pb2241a18.1

PLOT DATE: 31-AUG-2012 14:02
 DRAWN BY: MRS
 CHECKED BY: PTS
 SHEET 32 OF 82