

TEMPORARY 4" WHITE LINE, PAINT
 DURABLE 4" WHITE LINE, THERMOPLASTIC
 17+00 TO 20+04 SOLID LT
 17+00 TO 21+50 SOLID RT
 20+37 TO 21+50 SOLID LT

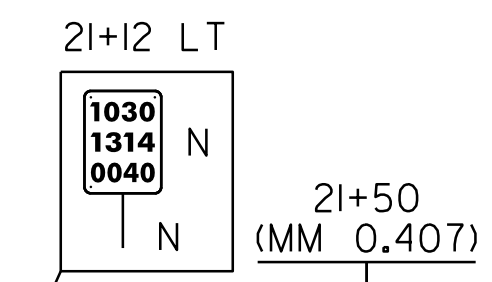
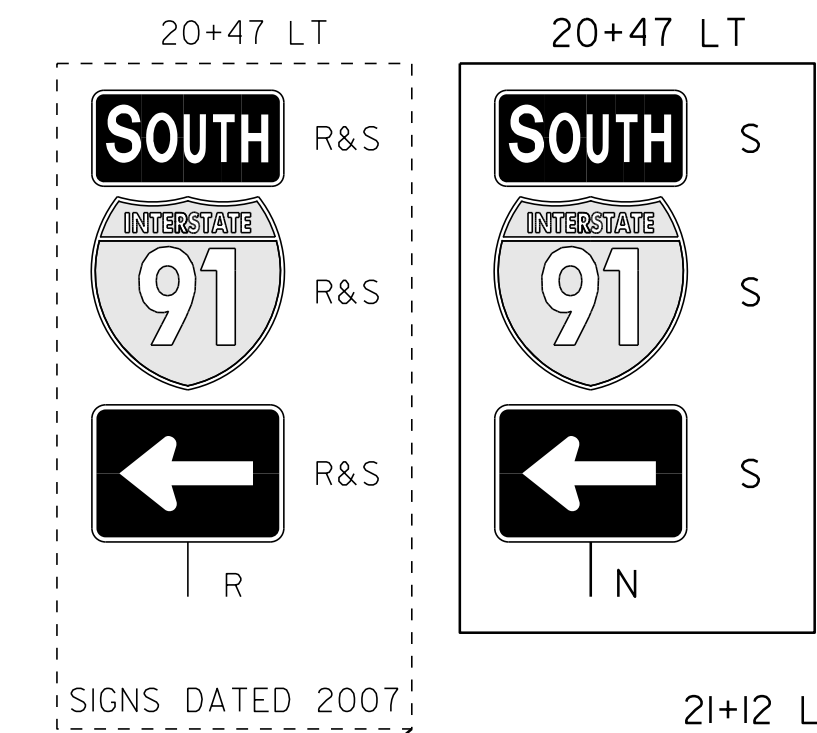
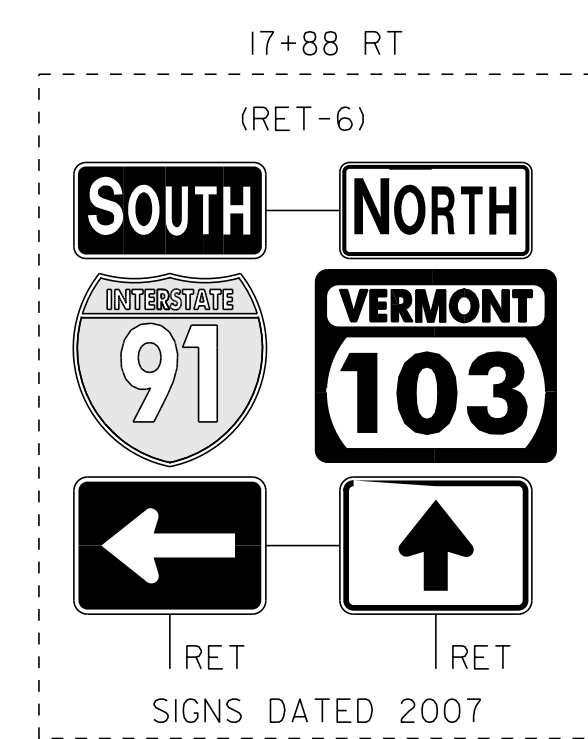
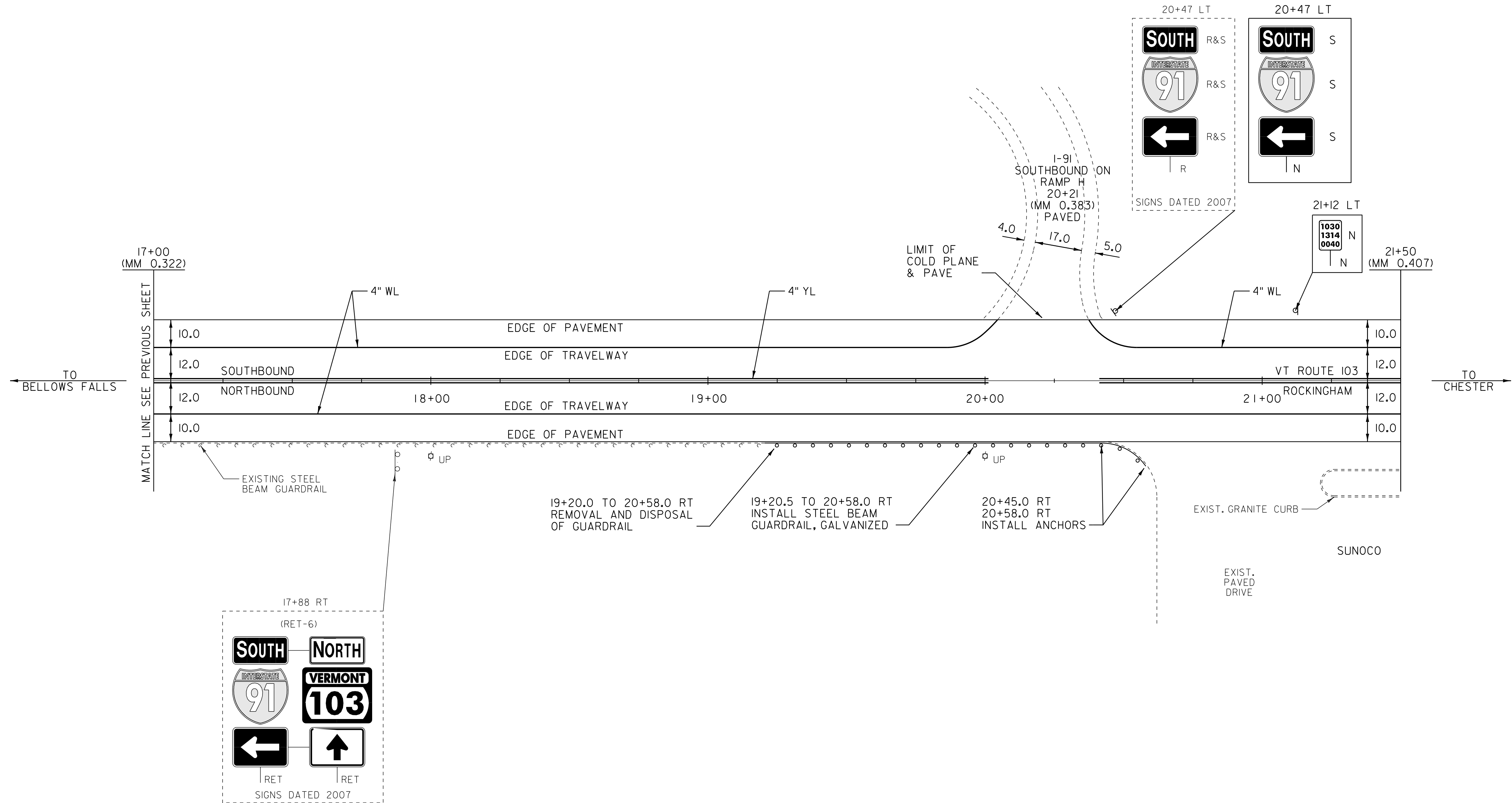
TEMPORARY 4" YELLOW LINE, PAINT
 DURABLE 4" YELLOW LINE, THERMOPLASTIC
 17+00 TO 20+01 SOLID LT & RT
 20+41 TO 21+50 SOLID LT & RT

REMOVAL AND DISPOSAL OF GUARDRAIL
 19+20.5 TO 20+58.0 RT
 STEEL BEAM GUARDRAIL, GALVANIZED
 19+20.5 TO 20+58.0 RT
 ANCHOR FOR STEEL BEAM RAIL
 20+45.0 RT
 20+58.0 RT

SHOULDER BERM REMOVAL
 17+00.0 TO 19+20.5 RT

REMOVING SIGNS
 AS SHOWN - 3

ERECTING SALVAGED SIGNS
 AS SHOWN - 3



- LEGEND**
- R = REMOVE EXISTING
 - S = SALVAGE
 - R&S = REMOVE AND SALVAGE
 - N = NEW
 - RET = RETAIN
 - B-B = BACK TO BACK
 - = EXISTING GUARDRAIL
 - = PROPOSED GUARDRAIL
 - YL = YELLOW LINE
 - WL = WHITE LINE
 - ⊙ = TYPE I DELINEATOR, WHITE

NOT TO SCALE

PAVING LAYOUT 5

PROJECT NAME: ROCKINGHAM-CHESTER
 PROJECT NUMBER: NH 2628(1)

FILE NAME: 06B224
 PROJECT LEADER: PTS
 DESIGNED BY: NLL
 IPARM FILE NAME: pb2241a05.i

PLOT DATE: 31-AUG-2012 14:01
 DRAWN BY: MRS
 CHECKED BY: PTS
 SHEET 19 OF 82