

TEMPORARY 4" WHITE LINE, PAINT  
 DURABLE 4" WHITE LINE, THERMOPLASTIC  
 6+50 TO 7+29 SOLID RT  
 6+50 TO 12+00 SOLID LT  
 7+42 TO 12+00 SOLID RT  
 11+18 TO 12+00 DASHED LT (LANE LINE)

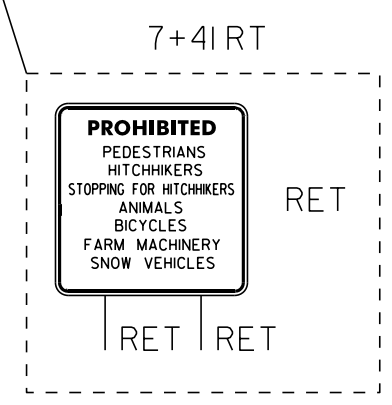
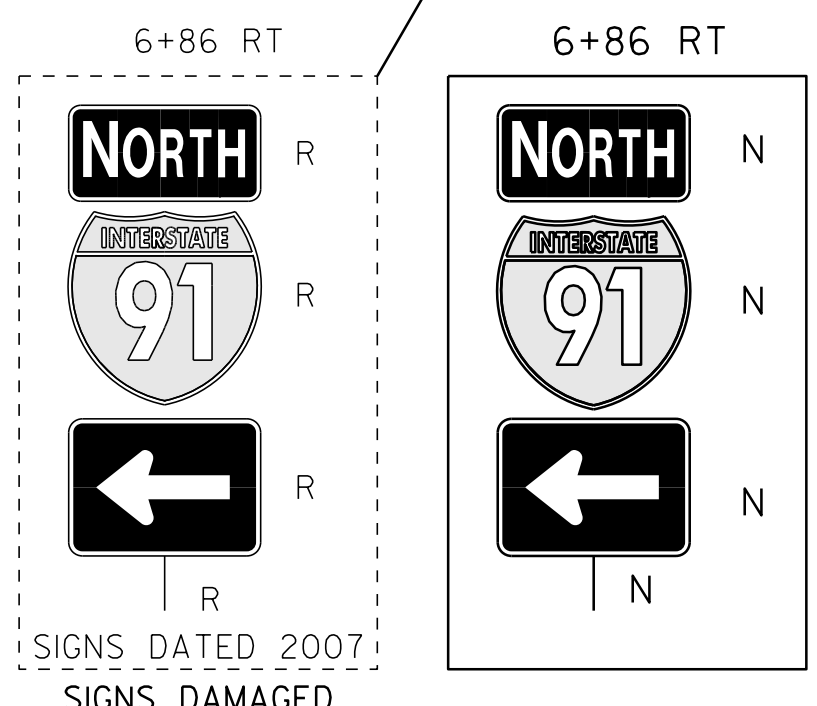
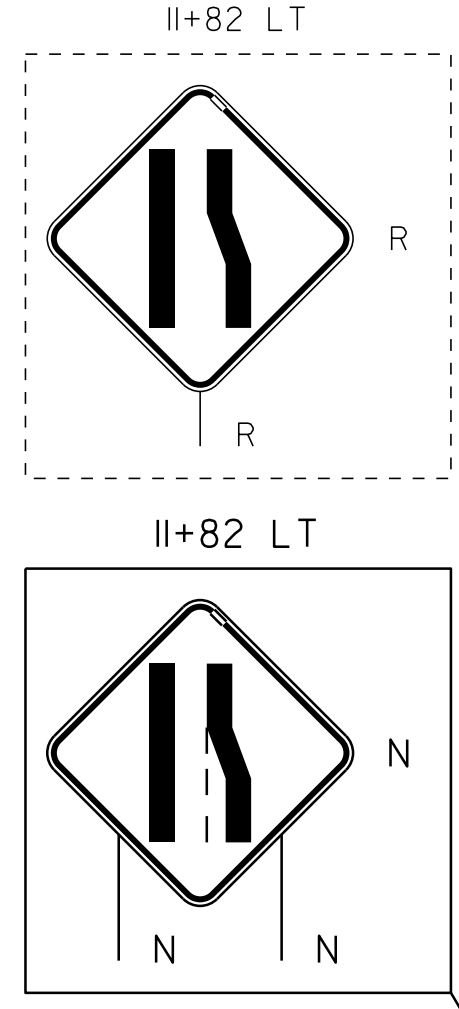
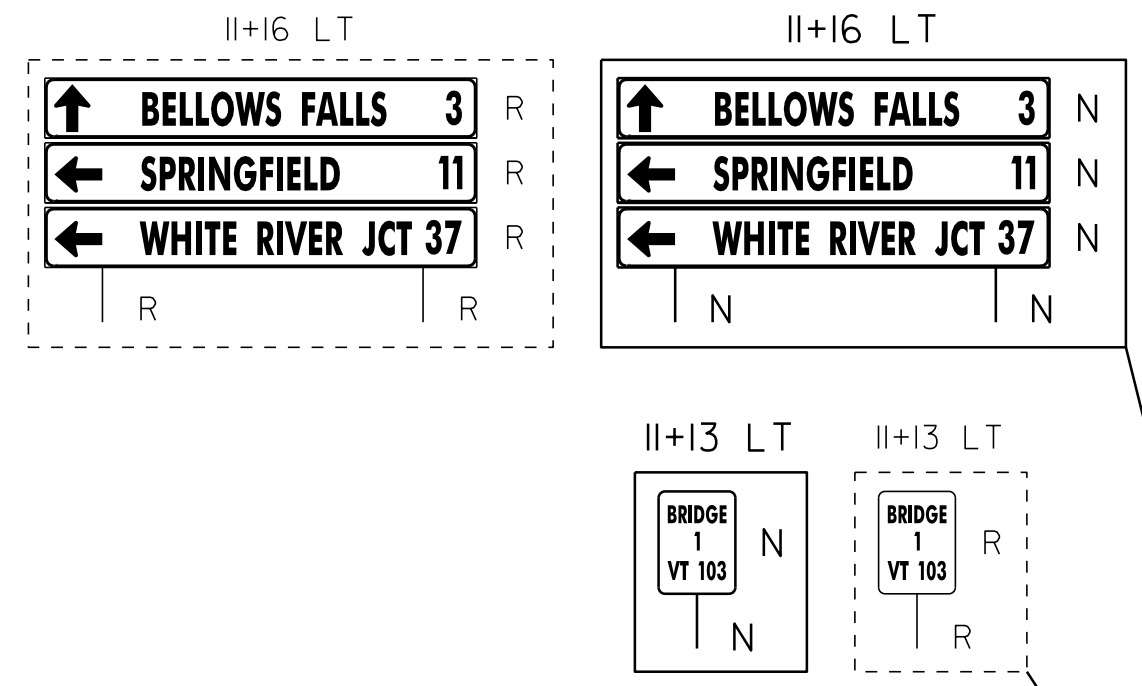
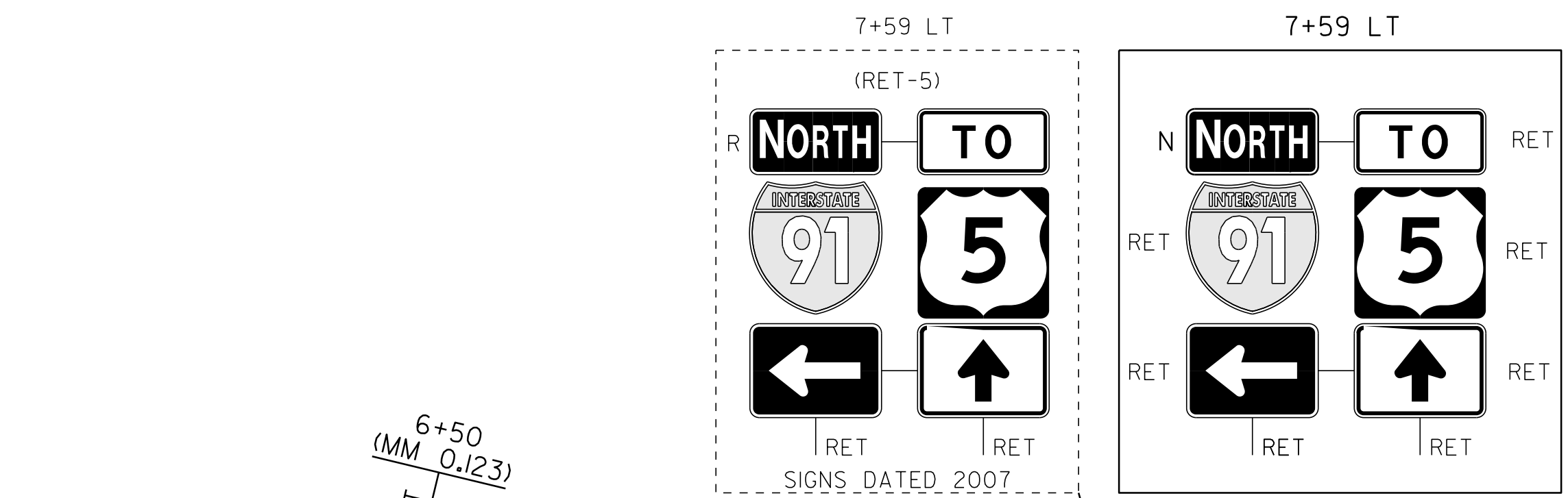
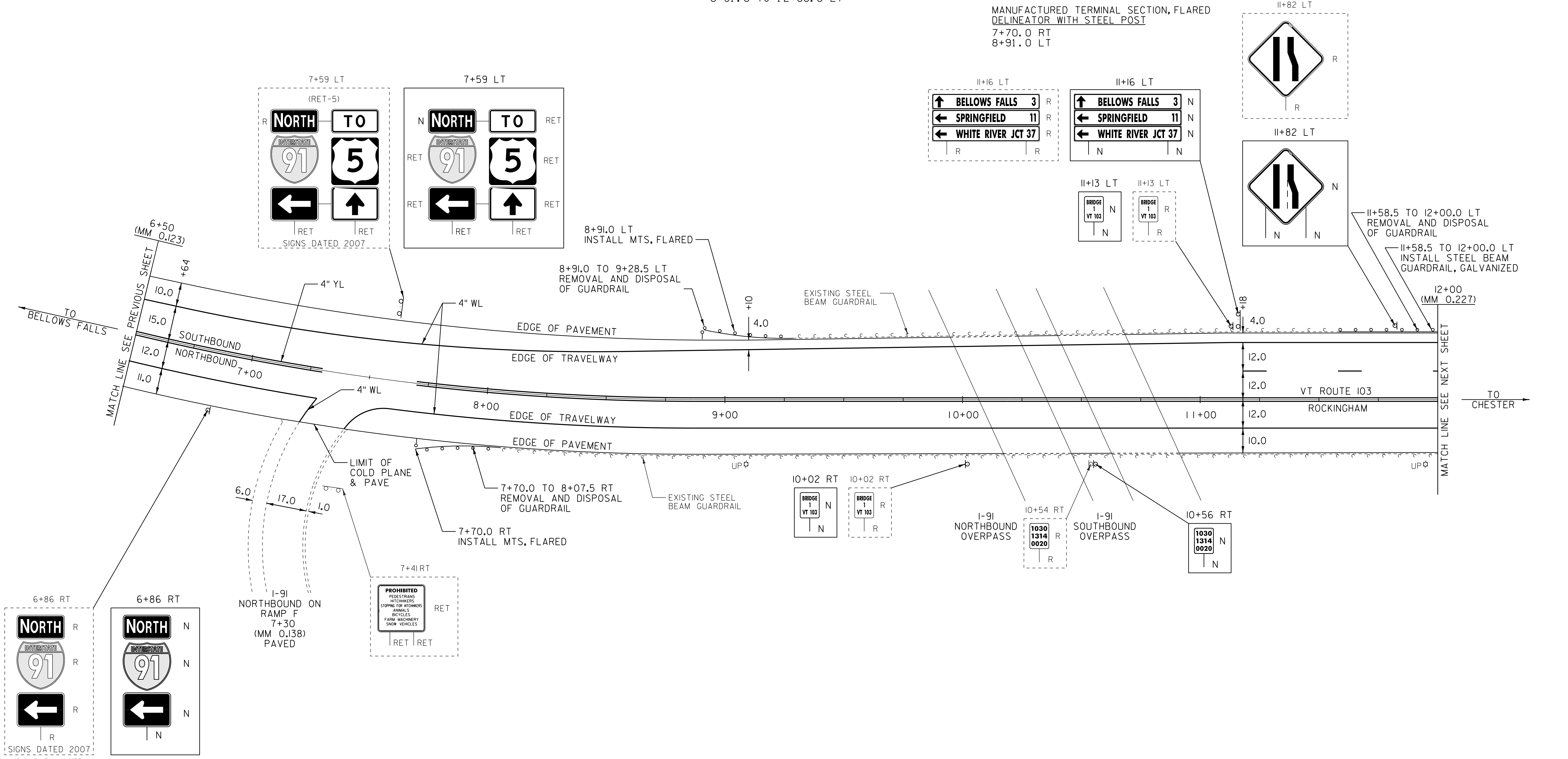
TEMPORARY 4" YELLOW, PAINT  
 DURABLE 4" YELLOW LINE, THERMOPLASTIC  
 6+50 TO 7+30 SOLID LT & RT  
 7+70 TO 12+00 SOLID LT & RT

REMOVAL AND DISPOSAL OF GUARDRAIL  
 7+70.0 TO 8+07.5 RT  
 8+91.0 TO 9+28.5 LT  
 11+58.5 TO 12+00.0 LT

REMOVING SIGNS  
 AS SHOWN - 11

SHOULDER BERM REMOVAL  
 8+07.5 TO 12+00.0 RT  
 8+91.0 TO 12+00.0 LT

STEEL BEAM GUARDRAIL, GALVANIZED  
 11+58.5 TO 12+00.0 LT  
 MANUFACTURED TERMINAL SECTION, FLARED  
 DELINEATOR WITH STEEL POST  
 7+70.0 RT  
 8+91.0 LT



- LEGEND**
- R = REMOVE EXISTING
  - S = SALVAGE
  - R&S = REMOVE AND SALVAGE
  - N = NEW
  - RET = RETAIN
  - B-B = BACK TO BACK
  - = EXISTING GUARDRAIL
  - = PROPOSED GUARDRAIL
  - YL = YELLOW LINE
  - WL = WHITE LINE
  - ⊙ = TYPE I DELINEATOR, WHITE

NOT TO SCALE

**PAVING LAYOUT 3**

PROJECT NAME: ROCKINGHAM-CHESTER  
 PROJECT NUMBER: NH 2628(I)

FILE NAME: 06B224  
 PROJECT LEADER: PTS  
 DESIGNED BY: NLL  
 IPARM FILE NAME: pb2241a03.i

PLOT DATE: 31-AUG-2012 14:01  
 DRAWN BY: MRS  
 CHECKED BY: PTS  
 SHEET 17 OF 82