

TEMPORARY 4" WHITE LINE, PAINT
 DURABLE 4" WHITE LINE, THERMOPLASTIC
 2+00 TO 6+50 SOLID LT
 2+00 TO 3+00 SOLID RT (LANE LINE)
 2+00 TO 4+32 SOLID RT
 4+37 TO 6+50 SOLID RT

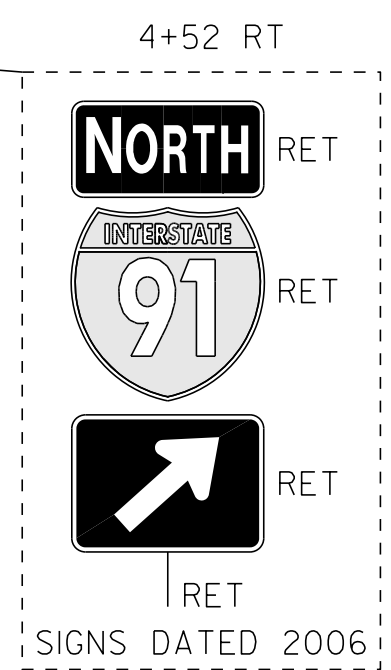
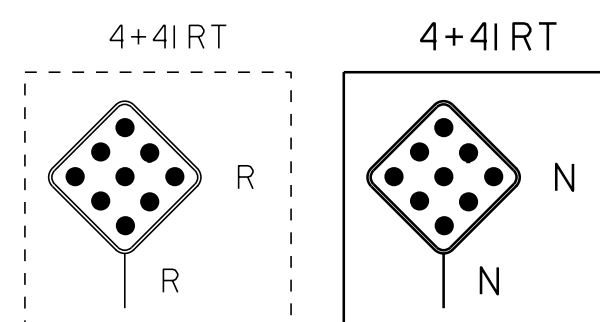
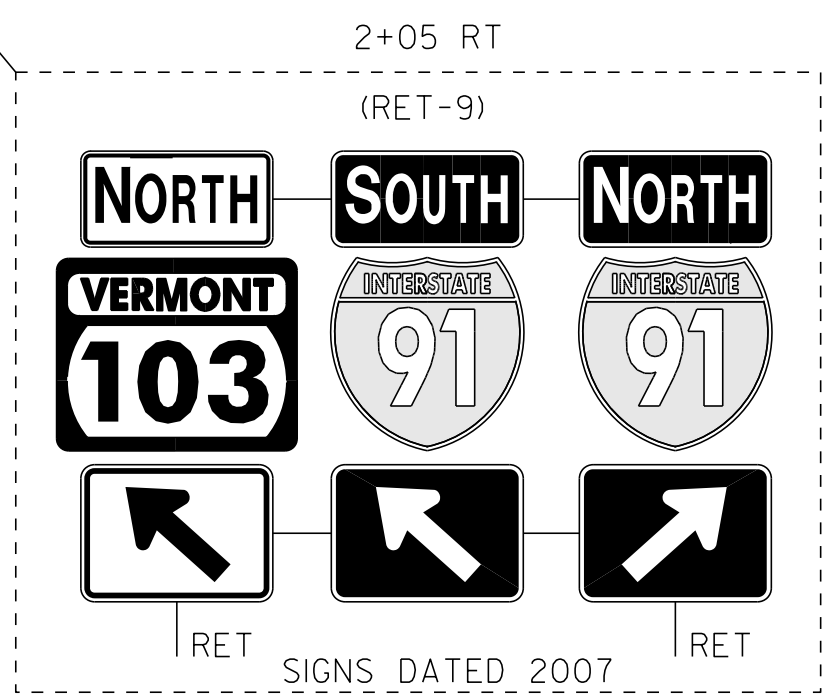
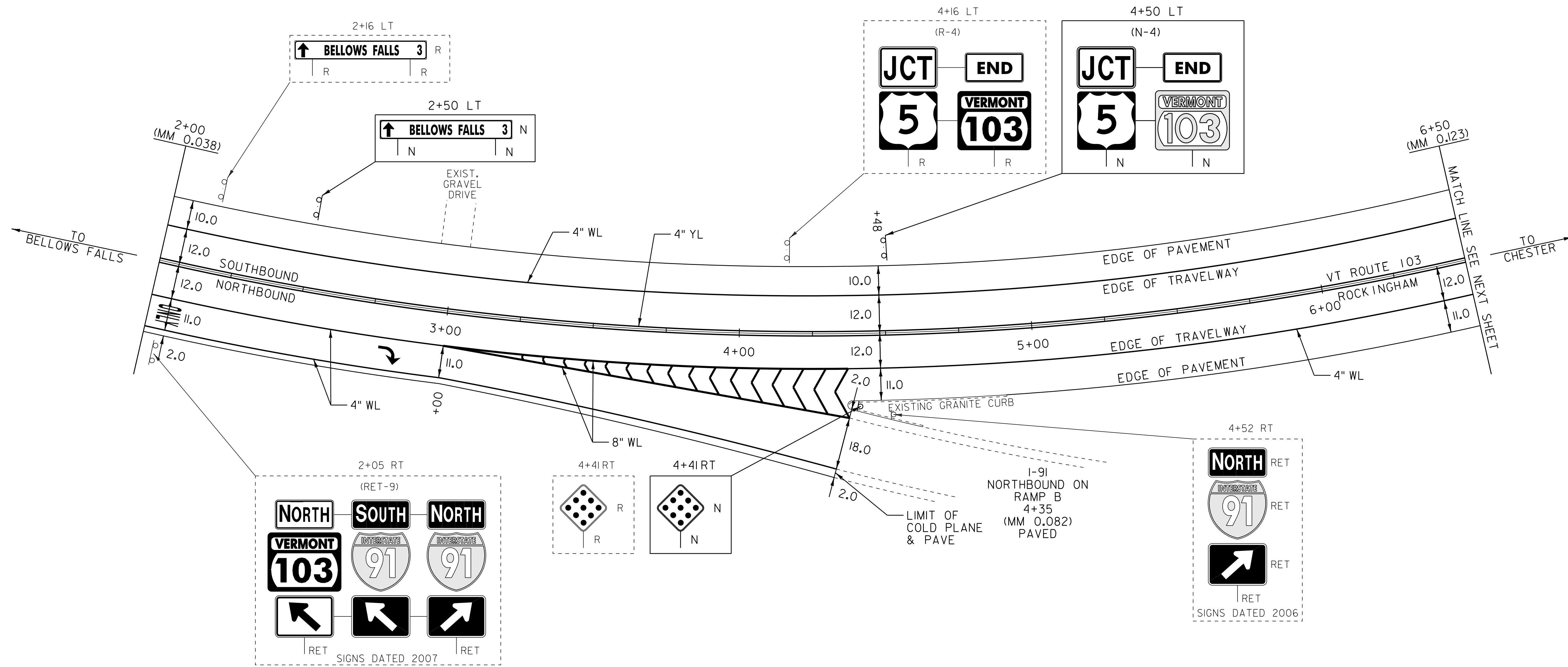
TEMPORARY 8" WHITE LINE, PAINT
 DURABLE 8" WHITE LINE, THERMOPLASTIC
 3+00 TO 4+37 SOLID RT (GORE)
 (2 EDGE LINES & STRIPES)

TEMPORARY 4" YELLOW LINE, PAINT
 DURABLE 4" YELLOW LINE, THERMOPLASTIC
 2+00 TO 6+50 SOLID LT & RT

TEMPORARY LETTER OR SYMBOL, PAINT
 2+82 RT - RIGHT TURN ARROW

DURABLE LETTER OR SYMBOL, THERMOPLASTIC
 2+07 RT - "ONLY"
 2+82 RT - RIGHT TURN ARROW

REMOVING SIGNS
 AS SHOWN - 6



LEGEND

- R = REMOVE EXISTING
- S = SALVAGE
- R&S = REMOVE AND SALVAGE
- N = NEW
- RET = RETAIN
- B-B = BACK TO BACK
- = EXISTING GUARDRAIL
- = PROPOSED GUARDRAIL
- YL = YELLOW LINE
- WL = WHITE LINE
- ⊙ = TYPE I DELINEATOR, WHITE

NOT TO SCALE

PAVING LAYOUT 2

PROJECT NAME: ROCKINGHAM-CHESTER
 PROJECT NUMBER: NH 2628(1)

FILE NAME: 06B224
 PROJECT LEADER: PTS
 DESIGNED BY: NULL
 IPARM FILE NAME: pb2241a02.i

PLOT DATE: 31-AUG-2012 14:01
 DRAWN BY: MRS
 CHECKED BY: PTS
 SHEET 16 OF 82