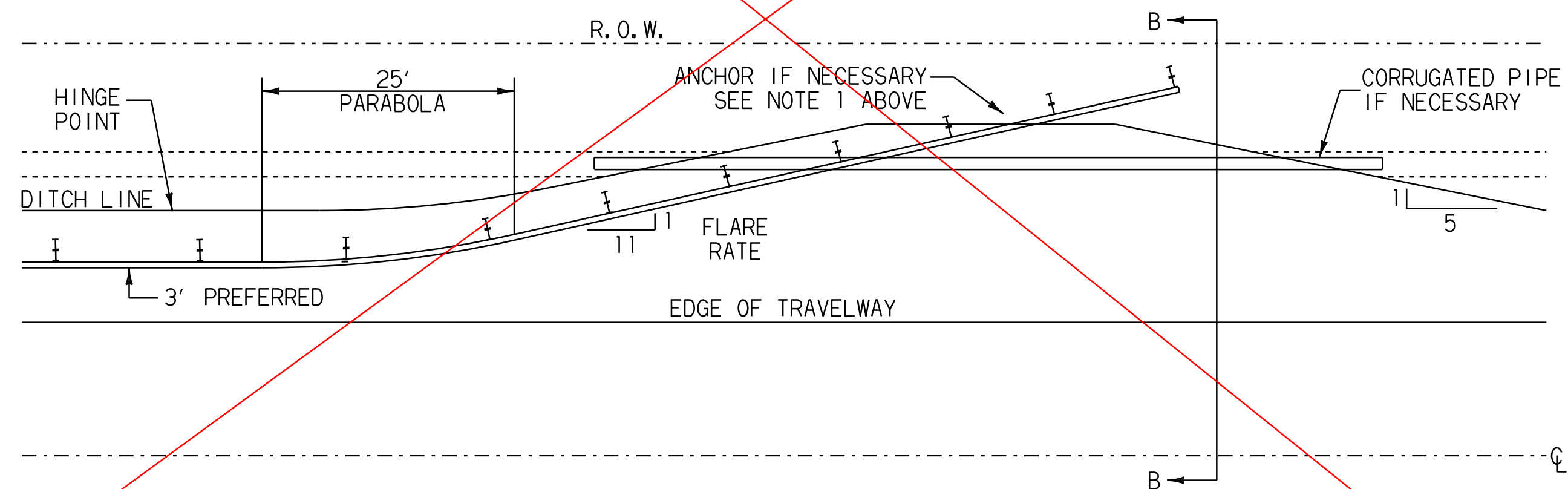


SECTION B-B

NOT USED

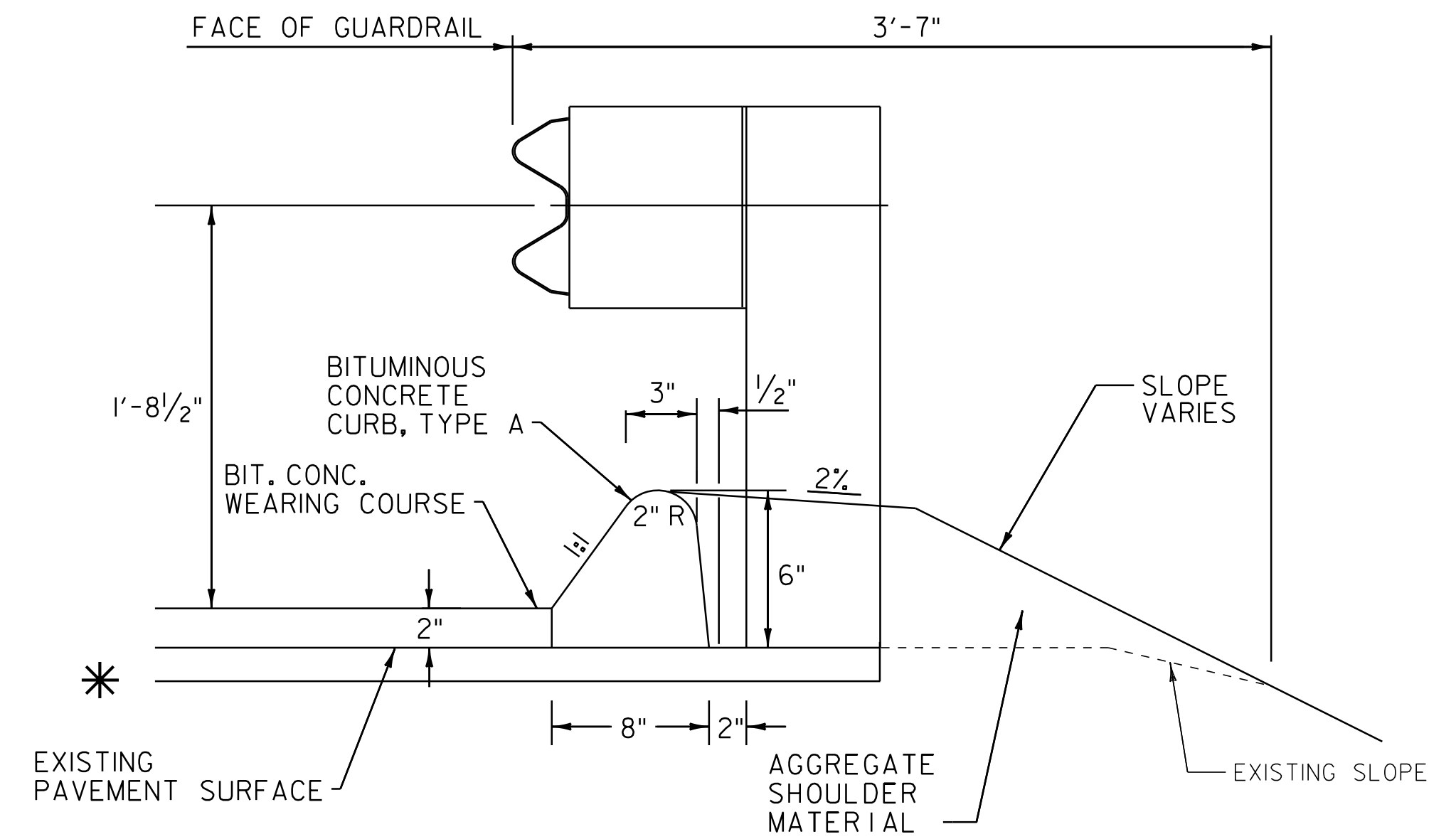
1. RAIL TO BE BURIED A DISTANCE OF 12'-6" INTO BACKSLOPE. IF THIS CANNOT BE OBTAINED, AN ANCHOR SHALL BE INSTALLED, ITEM 621.60, ANCHOR FOR STEEL BEAM RAIL.



DETAIL FOR BURIED GUARD RAIL ENDS INTO BACKSLOPES

~~ROCKINGHAM
320+93 LT
322+40 RT~~

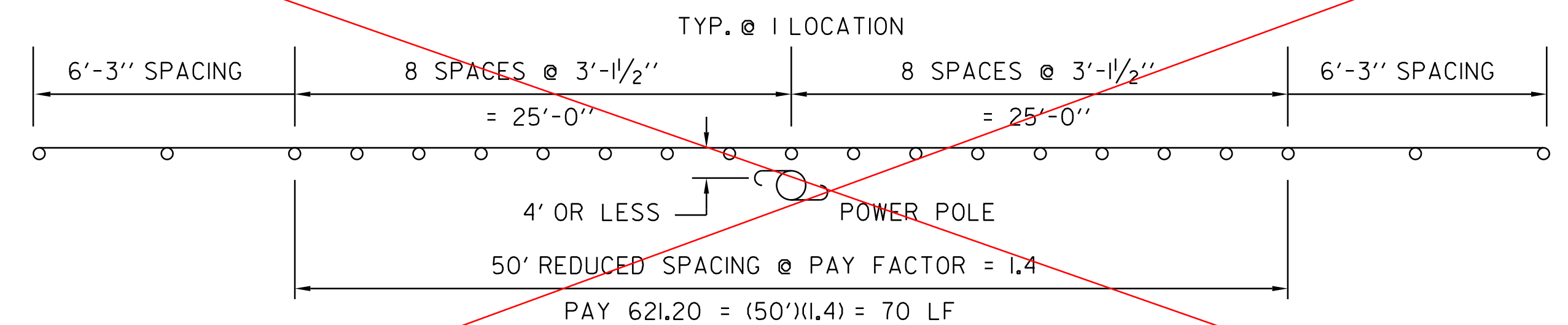
~~CHESTER
C 9+37.5 RT~~



BITUMINOUS CONCRETE CURB, TYPE A DETAIL

LOCATION

ROCKINGHAM	CHESTER
61+82 TO 65+05 RT	C 0+63 TO C 4+42 LT
63+72 TO 65+09 LT	C 1+94 TO C 5+64 RT
76+55 TO 79+72 RT	C 10+35 TO C 13+50 RT
93+42 TO 97+48 LT	C 10+97 TO C 13+50 LT
95+85 TO 97+64 RT	C 89+36 TO C 91+58 RT
111+65 TO 114+60 LT	
204+50 TO 212+74 RT	
229+10 TO 240+13 RT	
285+09 TO 287+63 LT	
299+05 TO 304+30 LT	



GUARDRAIL DETAIL
OBJECTS WITHIN 4.0 FT OF GUARDRAIL

LOCATION

~~CHESTER
C 0+45 TO C 0+95 LT~~

* REVISED 02/04/09
PROJECT TYPICAL 3

PROJECT NAME: ROCKINGHAM-CHESTER	PLOT DATE: 31-AUG-2012 14:00
PROJECT NUMBER: NH 2628(1)	DRAWN BY: MRS
FILE NAME: 06B224	CHECKED BY: PTS
PROJECT LEADER: PTS	SHEET 5 OF 82
DESIGNED BY: NULL	
IPARM FILE NAME: pb224ty03.i	

NOT TO SCALE