Bucket 34 1

Bucket 34 1.5

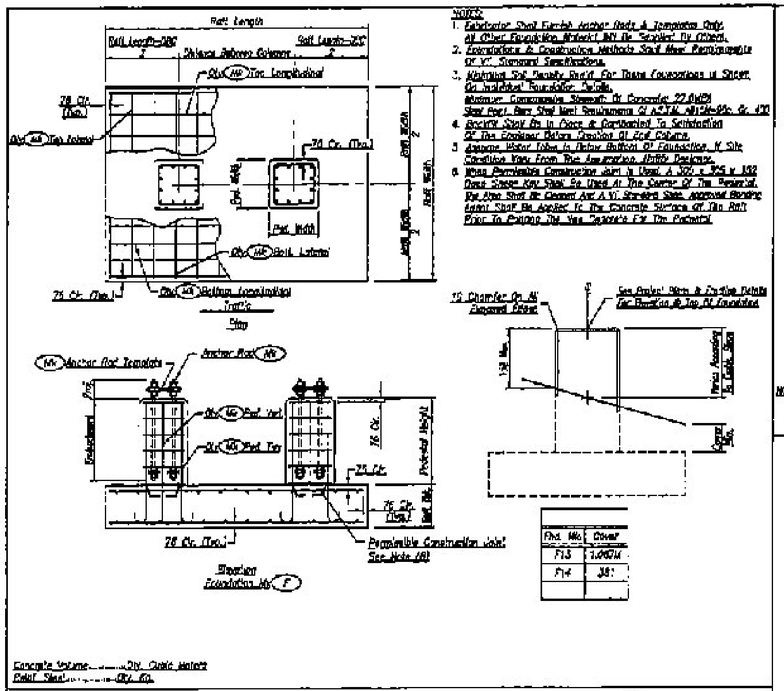

NOTES:

1. Fabricator Shall Furnish Anchor Rods & Templates Only. All Other Reinforcing Material Will Be Supplied By Others.
2. Foundation & Construction Methods Shall Meet Requirements Of VT Standard Specifications.
3. Minimum Soil Density Shall Be For These Foundations is Based On Installed Foundation Details.
   Minimum Compressive Strength Of Concrete 27.6MPa
   Steel Reinforcing Bars Shall Meet Requirements Of ASTM A615M-Gr. 420
4. Backfill Shall Be In Place & Compacted To Schedule Of The Contract Before Erection Of Pole Commences.
5. Anchor Rotor Tube To Below Bottom Of Foundation If Site Conditions Vary From The Assumption Utility Engineer.
6. When Permissible Construction Joint Is Used A 300 x 300 x 102 Thick Shear Key Shall Be Used At The Center Of The Required. The Key Shall Be Cleaned And A 10 Standard Size Approved Bonding Agent Shall Be Applied To The Concrete Surface Of The Pole Prior To Pouring The Key Specific For The Foundation.

Find. No.	Cover
F13	1.067M
F14	381

Concrete Volume ____ Cu. Cubic Meters
Point Steel ____ Kg. Kg.

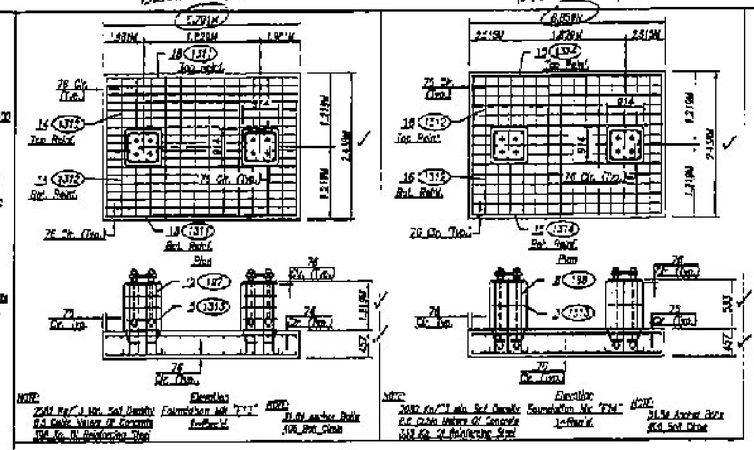

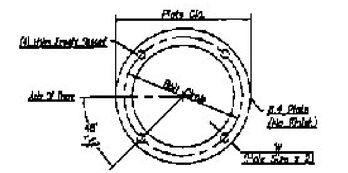

Anchor Bolt Template (4 Bolt Pattern)					
Qty.	No.	Plate Dia.	W	Bar Circle	Hole Size
4	F2	473	67	406	37.5

* Material Note:
At This Time We Can Not Find Any Supplier That Can Produce The Stainless Steel Anchor Rods Meeting The Required Spec. F14.00. We Propose To Use The Specification Listed Rods That Are Melted And Manufactured In The U.S.A.

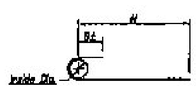

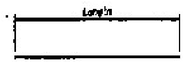

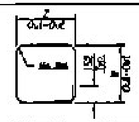

Radius of Vertical						
Qty.	No.	Bar Size	Bar Qty.	H	B	Length
24	1317	#13	174	1.448M	152	1.802M
18	1318	#13	174	762	152	1.125M

Straight (Lateral & Longitudinal)			
Qty.	No.	Bar Size	Length
36	1311	#13	3.539M
40	1312	#13	2.280M
32	1314	#13	6.707M

Spacer (Lateral Ties)					
Qty.	No.	Bar Size	H	Z	Length
16	1313	#13	762	762	3.362M

Reinforcing Steel:
Steel Deformed Bars Shall Meet The Requirements Of ASTM A615M-Latest, Gr.400

Anchor Rod Nut Fabrication:
The Anchor Rods Shall Be Fabricated Using The "Manufacturer" Specifications Installation Procedure.

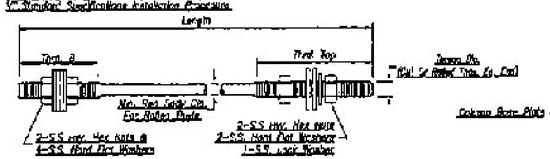

NOTE: Full Body Dia. Rod May Be Used For Rolled Or Cut Threads.

Anchor Bolt Detail								
Qty.	No.	Length	Thread Dia.	Rod Body Dia.	Thrd. Top	Thrd. B	Embedment	Projection
16	AB1	1.066M	3"-8	29.149	254	108	533	229

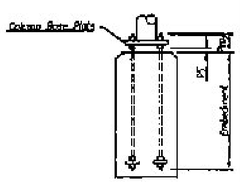

STATE OF VERMONT
NO. 06762
STRUCTURAL I
6/29/11
LICENSED
PROFESSIONAL ENGINEER

Anchor Bolt And Foundation are in alternate Unless Noted Otherwise.
Material Specifications are in Effect.

* Material Specifications:
Steel Plate: ASTM A36 (No Grade)
Stainless Steel Anchor Rod and Washer Shall Be An Austenitic Grade Of Stainless Steel Conforming To The Following:
Stainless Steel Anchor Bolt Rod Material ASTM A193, Gr. B8 Class 2 Type 304
Stainless Steel Hex Structural Steel Nuts Grade A ASTM A194, Gr. 8 Class 2, Type 304
Stainless Steel Flat Washers Shall Be Type 304
Stainless Steel Lock Washers Shall Be Type 316

Revisions Issued									
Prior	No.	Date	Prior	No.	Date	No.	Date	Description
							6-29-11	Item Per Memo Dated 6-13

Brookfield Fabricating Corp
P.O. Box 486 - Brookfield, Vermont 05036 - (802)276-3314

Owner: F.P. Lafayette, Inc.

Project: NN 016-1(34)
Bennington County, Vermont

Title: Foundation Details Of Spread Footings For Double Pole Extensions
Fabrication Details Of Anchor Bolts & Templates

Drawn By	Checked By	Date	Approved By	Date	Dwg. No.	Sheet No.
Vermont	JL	12-20-10	CR AM	12-20-10	VT-11862	2 of 3

Y:\States\VT\11000-11999\11862\111862 Part B\118620-29.dwg

RECEIVED
FEB 7 2012
G.P.I.