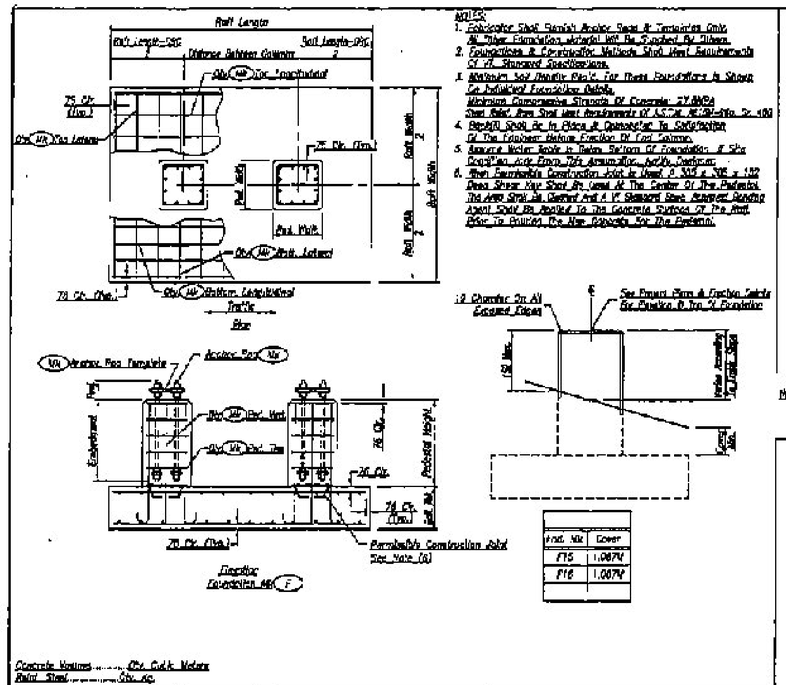

NOTES:

1. Fabricator Shall Furnish Anchor Bolts At Foundations Only. All Other Foundation Material Will Be Furnished By Others.
2. Foundations & Construction Methods Shall Meet Requirements Of VT. Standard Specifications.
3. Minimum Soil Density Rate For These Foundations Is Shown In Individual Foundation Details. Minimum Compressive Strength Of Concrete 27.6MPa Steel Rebar Bars Shall Meet Requirements Of A.C.I.M. M-31-Grade Gr. 400
4. Backfill Shall Be In Place & Compacted To Satisfaction Of The Engineer Within Frostline Of Foot Column.
5. Accurate Meter Scale Is Below Bottom Of Foundation. If Site Conditions Vide From This Assumption, Notify Engineer.
6. When Formbolts Construction Joint Is Used, A 305 x 305 x 152 Deep Shear Key Shall Be Cast At The Center Of The Pedestal. The Area Shall Be Dampened And A 19 Standard Base Bonding Agent Shall Be Applied To The Concrete Surface Of The Joint Prior To Pouring The New Concrete For The Pedestal.

Anct. Mk	Cover
F15	1.067M
F16	1.067M

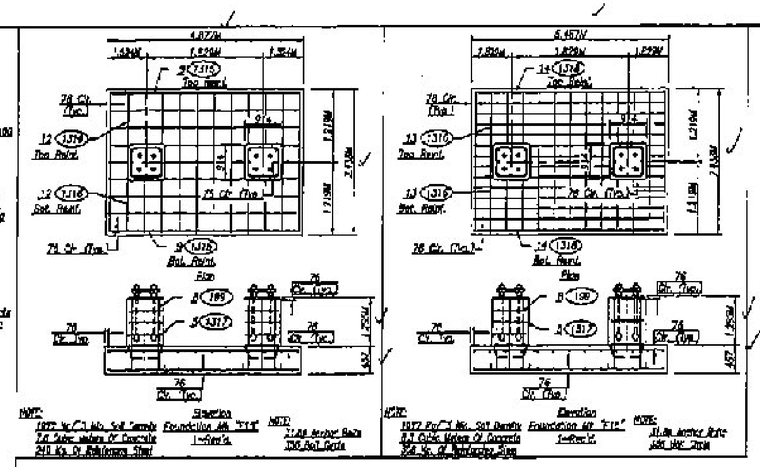

NOTE: 1077 Yd³ (1 Mk. Soil Density) 7.6 Cubic Meters Of Concrete 210 Kg. Of Reinforcing Steel — Foundation Mk. "F15" 1-Anchor Bolt

NOTE: 31.8ø Anchor Bolts 306 Bolt Bolts

NOTE: 1077 Yd³ (1 Mk. Soil Density) 8.1 Cubic Meters Of Concrete 224 Kg. Of Reinforcing Steel — Foundation Mk. "F16" 1-Anchor Bolt

NOTE: 31.8ø Anchor Bolts 306 Bolt Bolts

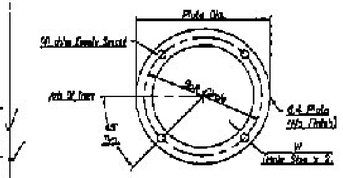

Anchor Bolt Template (4 Bolt Pattern)					
Qty.	Mk	Pipe Dia.	W	Bolt Circle	Anchor Size
4	T1	AC3	87	356	33.3

* General Note:
At This Time We Can Not Find Any Supplier That Can Provide The Stainless Steel Anchor Bolts Meeting The Vermont Spec. 715.08. We Propose To Use The Specifications Listed Below That Are Valued And Manufactured In The U.S.A.

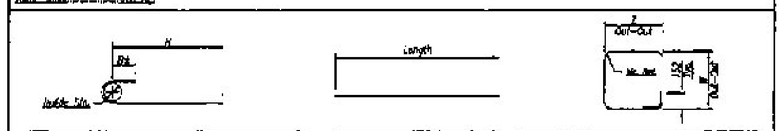

Pedestal Verticals						
Qty.	Mk	Bar Size	No. Req.	H	B	Length
30	T02	#19	114	1.524M	737	1.885M

Stirrups (Lengths At Inside Bend)				
Qty.	Mk	Bar Size	Length	
15	T015	#13	4.725M	
30	T016	#13	2.285M	
30	T018	#13	9.333M	

Bands (Lateral Ties)					
Qty.	Mk	Bar Size	W	Z	Length
20	T017	#13	762	762	3.350M

Reinforcing Schedule
Steel Deformed Bars Shall Meet The Requirements Of A.S.T.M. A615M-96a, Gr.400

Concrete Volume ..... Qty. Cubic Meters
Reinf. Steel ..... Qty. Kg.

Anchor Bolt Nut Tightening:
The Anchor Bolts Shall Be Tightened Using The VT Standard Specifications Installation Procedure.

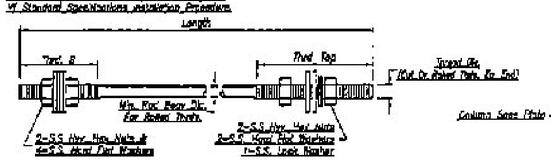

NOTE: F.A.T. Body Dia. Rod May Be Used For Bolted Or Rol Threads.

Anchor Bolt Detail

Qty.	Mk.	Length	Thread Dia.	Rod Body Dia.	Thrd. Top	Thrd. B	Embedment	Projection
16	M01	1.066M	31.8	29.140	254	708	635	220

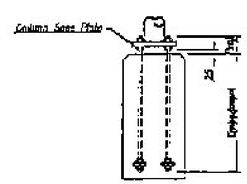

Anchor Bolts And Foundations As A Minimum Meet Valid Structural Specifications As In Styles.

* Material Specifications:
Steel Plate ASTM A36 (No Pole)

Stainless Steel Anchor Bolt And Washers Shall Be As Manufr Specs Of Stainless Steel Fasteners In The Catalog.

Stainless Steel Anchor Bolt Nuts Meeting ASTM A193, Gr. B8 Class 2, Type 304
Stainless Steel Hex Structural Steel Fully Meets ASTM, Gr. B Type 1, Type 304
Stainless Steel Flat Washers Shall Be Type 304
Stainless Steel Lock Washers Shall Be Type 304

Revisions								
Item	No.	Date	Item	No.	Date	No.	Date	Description
						1	6-29-11	Min. For Permit Drawing Set

Brookfield Fabricating Corp

P.O. Box 499– Brookfield, Vermont 05036– (802)276-3314

F.A. Lafayette, Inc.

Project: VT 018-1(54)
Bennington County, Vermont

Description: Foundation Details Of Spread Footings For Double Pole Columns
Fabrication Details Of Anchor Bolts & Templates

Sheet No. 2 of 3

Product No.	Drawn by	Date	Checked by	Date	Approved by	Date	Drawing No.
Vermont	JL	12-20-10	CR	AM	12-20-10		VT-11862

Y:\states\VT\11000-11999\11862\11862 Part C\186202C.dwg

RECEIVED
FEB 7 2012
G.P.I.