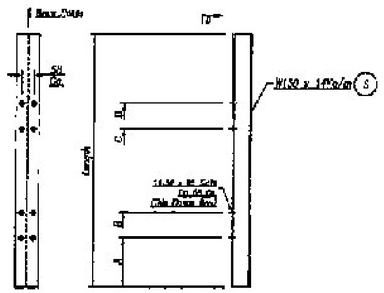

Vertical Sign Support Detail

Qty	Mk	Length	A	B	C	D
3	S1	4.372M	1.817M	1.725M	2.837M	2.955M
3	S2	4.208M	1.435M	1.325M	2.595M	2.825M
3	S3	4.420M	1.341M	1.255M	2.791M	2.879M
3	S4	3.048M	835	973	2.075M	2.183M
6	S5	4.208M	1.408M	1.319M	2.577M	2.808M
3	S6	4.420M	1.458M	1.519M	2.531M	2.941M
3	S7	3.506M	1.002M	1.133M	2.374M	2.501M
4	S8	4.272M	1.641M	1.849M	3.032M	3.217M
4	S9	3.815M	1.127M	1.311M	2.495M	2.633M
2	S10	1.830M	137	321	1.509M	1.693M
6	S11	4.268M	1.356M	1.546M	2.728M	2.912M
5	S12	2.435M	441	625	1.613M	1.897M

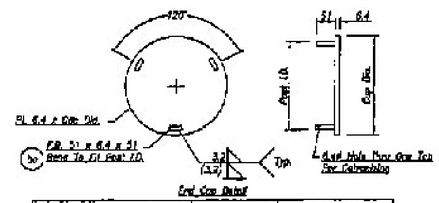

Qty.	Mk.	Cap Dia. (Post O.D.)	Post I.D.	Structure
12	E21	219	203	E1, E2, E3, E4, E5 & E6
12	E22	273	254	E7, E8, E9, E10, E11 & E12

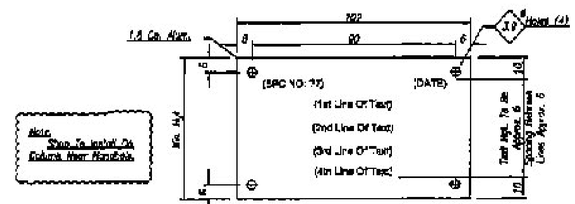

Qty.	Height	SPC No.	Date	1st Line Of Text	2nd Line Of Text	3rd Line Of Text	4th Line Of Text
1	3"	VT-11862	▲	E1 ~ 219 O.D. x 8.2 W. x 8.394N	E2 ~ 219 O.D. x 8.2 W. x 8.394N	Span ~ 102 O.D. x 5.7 W. x 17.088N	All Pipe 48 KSI Min Yield Strength
1	3"	VT-11862	▲	E3 ~ 219 O.D. x 8.2 W. x 8.792N	E4 ~ 219 O.D. x 8.2 W. x 7.628N	Span ~ 102 O.D. x 5.7 W. x 22.440N	All Pipe 48 KSI Min Yield Strength
1	3"	VT-11862	▲	E5 ~ 219 O.D. x 8.2 W. x 8.192N	E6 ~ 219 O.D. x 8.2 W. x 8.192N	Span ~ 114 O.D. x 6.0 W. x 28.114N	All Pipe 48 KSI Min Yield Strength
1	3"	VT-11862	▲	E7 ~ 273 O.D. x 9.3 W. x 9.925N	E8 ~ 273 O.D. x 9.3 W. x 10.090N	Span ~ 114 O.D. x 6.0 W. x 28.114N	All Pipe 48 KSI Min Yield Strength
1	3"	VT-11862	▲	E9 ~ 273 O.D. x 9.3 W. x 9.692N	E10 ~ 273 O.D. x 9.3 W. x 9.692N	Span ~ 168 O.D. x 7.1 W. x 33.474N	All Pipe 48 KSI Min Yield Strength
1	3"	VT-11862	▲	E11 ~ 273 O.D. x 9.3 W. x 9.474N	E12 ~ 273 O.D. x 9.3 W. x 9.461N	Span ~ 168 O.D. x 7.1 W. x 33.716N	All Pipe 48 KSI Min Yield Strength

▲ Note
For this Sign Match And Year Pin Year In Manufactured Decals (6,8N)

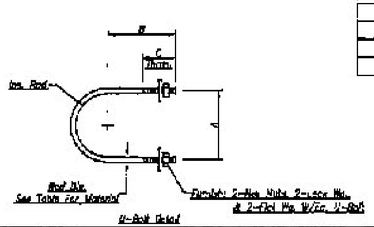

U-Bolt Detail

Qty.	Mk.	Rod Dia.	A	B	C	Rod Length	Inside Radius	Connection
24	U1	12.7	124	113	64	431	52	102 O.D. Chord To Endframe
48	U2	12.7	115	89	51	362	52	Sign Support To 102 O.D. Chord
24	U3	12.7	138	110	64	452	59	114 O.D. Chord To Endframe
48	U4	12.7	130	92	51	396	59	Sign Support To 114 O.D. Chord
24	U5	12.7	192	148	64	560	86	168 O.D. Chord To Endframe
64	U6	12.7	184	122	51	539	86	Sign Support To 168 O.D. Chord

Bill of Material

Qty	Mk.	Description	Length	Remarks
48	P-57	W150 x 14Kg/m	See Dwgs	
12	E21	PL 6.4 x 219 O.D.	—	
12	E22	PL 6.4 x 273 O.D.	—	
72	Ins	FB, 51 x 6.4	51	
72	Bolt Type 3WY	7/8in x No 3.5, Round Head Set Screw		
72	U1,U3 & U5	10.14 Gals U-Bolt W/2 - Hex Nuts 2 - Flat Washers & 2 - Lock Washers		
192	U2, U4 & U6	10.76 Gals U-Bolt W/2 - Hex Nuts 2 - Flat Washers & 2 - Lock Washers		
8		ID Tags (Furnished Each)	—	
24		S.S. Drive Screws (Furnished Each)		

Note:
Prep To Galvanizing At Corner And Edges Of Steel Plates, Shapes, Etc. Shall be Ground To A 1.5mm Radius.

All Dimensions Are In Millimeters Unless Otherwise Noted.

MATERIAL SPECIFICATIONS:
Steel Shall Conform To A.S.T.M. A709 Gr. 36
Galvanize All Steel After Fabrication Per A.S.T.M. A123
U-Bolts To Be A.S.T.M. A36
Nuts & Washers For U-Bolts To Be A.S.T.M. A563
Galvanize U-Bolts & Fasteners Per A.S.T.M. A153

S.S. Screws: A.S.T.M. A320 (AISI 300 Series) Passivated.

PROJECT STATUS			REVISIONS		
TBD	NO.	DATE	NO.	DATE	DESCRIPTION
					1 12-21-10 Rev. Per Sales Mark Set

STATE OF VERMONT
NO. 06780
STRUCTURAL
6/29/11
LICENSED
PROFESSIONAL ENGINEER

Brookfield Fabricating Corp.
P.O. Box 406 - Brookfield, Missouri 64628 - (660)258-2214

P.A. Lafayette, Inc.

PN 010-7(34)
Generation Church, Vermont

Fabrication Details Of Sign Support, End Caps & Misc. Hardware

Prepared For	Drawn By	Date	Checked By	Date	Dwg. No.	Sheet No. 14 of 14
Vermont	JL	12-20-10	GR AH	12-20-10	VT-11862	

Y:\states\VT\1000-11999\11862\11862 Part A\1186214A.dwg

RECEIVED
FEB 7 2012
G.P.I.