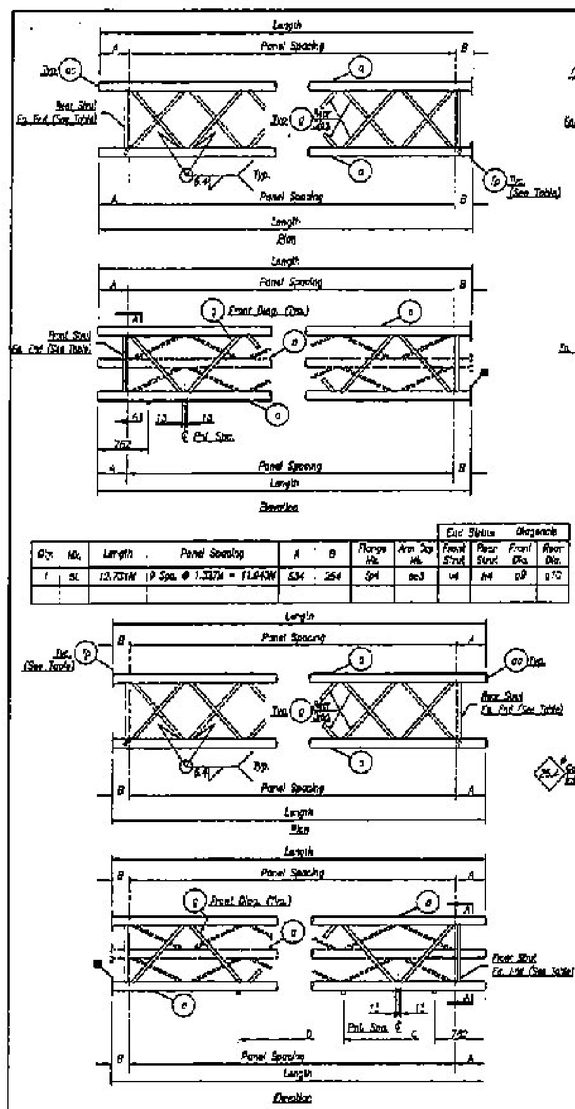

Qty.	Mk.	Length	Panel Spacing	A	B	Flange Mk.	Arm Cap Mk.	End Strut Front	End Strut Rear	Diagonals Front Dia.	Diagonals Rear Dia.
1	SC	12.751M	9 Spa. @ 1.327M = 11.943M	534	254	sp4	ac3	v4	h4	g9	g10

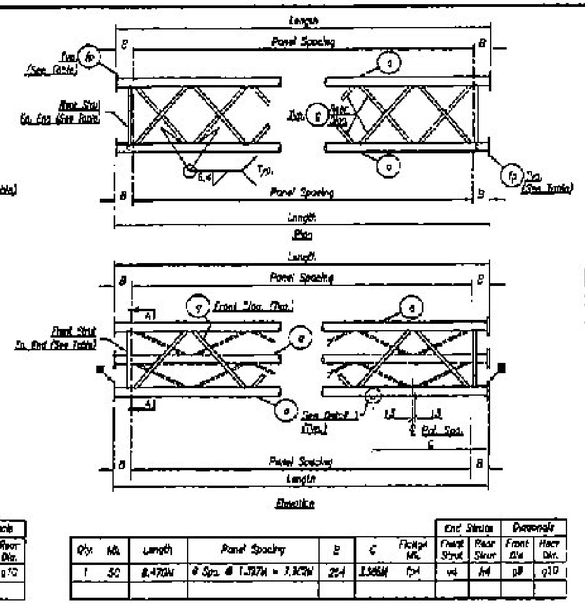

Qty.	Mk.	Length	Panel Spacing	B	C	Flange Mk.	End Strut Front	End Strut Rear	Diagonals Front Dia.	Diagonals Rear Dia.
1	SC	8.470M	8 Spa. @ 1.327M = 7.957M	254	3.968M	fp4	v4	h4	g9	g10

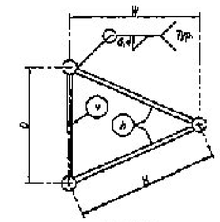

Section A-A

Truss Mk.	W	D	H
SL/SC/SR	1.372M	1.372M	1.534M

Qty.	Mk.	Length	Panel Spacing	A	B	C	D	Flange Mk.	Arm Cap Mk.	End Strut Front	End Strut Rear	Diagonals Front Dia.	Diagonals Rear Dia.
1	SR	12.751M	9 Spa. @ 1.327M = 11.943M	534	254	5.438M	10.823M	fp4	ac3	v4	h4	g9	g10

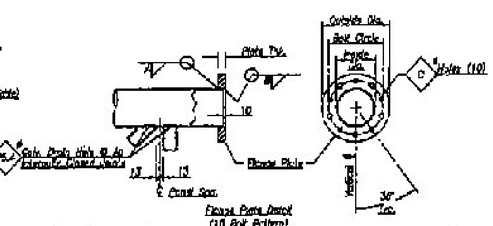

Flange Plate Detail (10 Bolt Pattern)

Qty.	Mk.	Outside Dia.	Bolt Circle	Inside Dia.	Plate Thk.	A	B	C
12	fp4	330	254	175	31.8	9.5	6.4	38.8

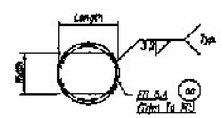

End Tap Detail

Qty.	Mk.	Length	Width	Chord O.D.
6	ac3	182	102	168 O.D.

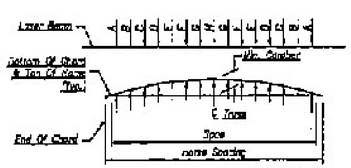

Camber Detail For Shop

Truss Mk.	Horse Spacing	Min. Camber	Span	A	B	C	D	E	F	G	H
SL/SC/SR	8 Horse Spa. @ 3.968M	97	32.474M	318	483	457	457	—	—	—	483

Bill Of Material

Qty.	Mk.	Description	Length	Remarks
3	3	Sub. Spa.	1.67 O.D. x 2.7 W. Pipe	12.751M
3	CCo	do	8.470M	
54	g9	Wt. 40, x 3.8 W. Pipe	1.724M	Wt Sc: 1.271M @ 45°-N°
48	g10	do	1.892M	Wt Sc: 1.414M @ 45°-N°
9	v4	do	1.272M	Wt Sr: 1.534M @ 0°
12	h4	do	1.534M	Wt Sr: 1.534M @ 0°
8	ac3	PB 150 x 64	102	
5	ac1	3" dia. Bore Hole Coupling	—	
18	fp4	Pl. 31.8 x 330 SQ	—	
48	mb	25.4 x 108 AS. Hex Bolt & Nut W/2-Hat Washer		

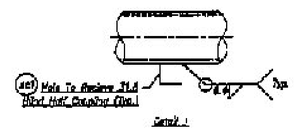

Detail 1

NOTE: The Truss Section Shall Be Assembled Together With The Camber Built In.

■ Shown Truss Section Will Be On The Top Of The Bottom Front Chords.

Prior To Galvanizing All Corners And Edges Of Steel Plates, Shapes, Etc. Shall Be Ground To A 1.5mm Radius.

All Dimensions Are In Millimeters Unless Otherwise Noted.

MATERIAL SPECIFICATIONS:
Steel Chord & Brace Pipe Shall Be API 5L X46, API 5L X52 Or ASTM A500 Gr. B Or C
All Welding A 572 Grade 50 (50 KSI) Min. Yield Strength
Steel Plate & Structural Shapes Be ASTM A709 Gr. 36
If Steel Is To Be Galvanized Per ASTM A123
U.S. Bolts, Nuts, & Washers Shall Be ASTM A325
Concrete Mixtures Per ASTM A157

Welding Note: All Design Details, Workmanship, Procedures And Inspection Shall Conform With Subsection 556.17

Revisions Issued						Revisions		
Qty	Mk.	Date	Qty	Mk.	Date	Mk.	Date	Description
						1	6-3-11	Mk. For Spare Truss (Typ.)

Brookfield Fabricating Corp

P.O. Box 504 - Brookfield, Vermont 05036 - (802)276-3314

Customer: F.R. Lafayette Inc.

Project: Mt Pisgah
Bennington County, Vermont

Description: Fabrication Details Of Trapezoidal Truss Sections For Sta. 455 Rt. 7 Mile 4.90

Drawn by: Vermont | Checked by: JL | Date: 12-20-10 | Drawn by: GR | Checked by: JM | Date: 12-20-10 | Sheet No. 10 of 14 | Job No. 97-11862

Y:\states\VT\11000-11999\11862\-1862 Part A\1862104.dwg

RECEIVED
FEB 7 2012
G.P.I.