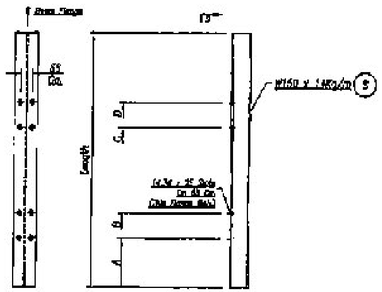

Vertical Sign Support Detail

Qty.	Mk.	Length	A	B	C	D
3	S19	4,116M	1,307M	1,437M	2,879M	2,600M
3	S20	3,035M	1,075M	1,205M	2,450M	2,582M

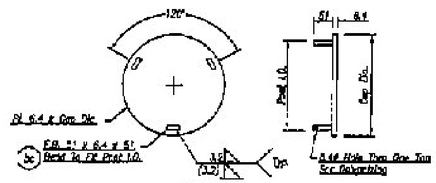

End Cap Detail

Qty.	Mk.	Cap Dia. (Post O.D.)	Post I.D.	Structure
2	EC1	219	203	S18
2	EC2	273	254	S17

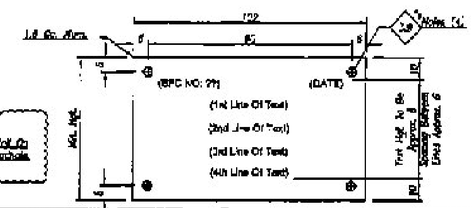

Qty.	Height	BFC No.	Date	1st Line Of Text	2nd Line Of Text	3rd Line Of Text	4th Line Of Text
1	3"	V7-11862		6"Ø = 273 O.D. x 9.2 W. x 10.64M	8"Ø = 219 O.D. x 8.2 W. x 9.832M	Sign = 114 O.D. x 6.0 W. x 28.114M	All Pipe 18 KSI Min. Yield Strength

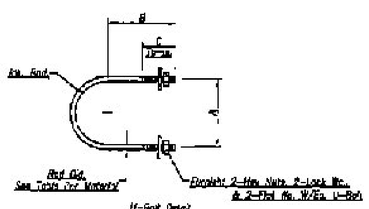

U-Bolt Detail

Qty.	Mk.	Rod Dia.	A	B	C	Rod Length	Inside Radius	Connection
12	U3	12.7	136	119	64	452	58	114 O.D. Chord To Endframe
24	U4	12.7	133	95	51	384	38	Sign Support To 114 O.D. Chord

Note:
Prior To Installing All Dimensions And Elevations Of Steel Plates, Shapes, Etc. Must Be Checked To A Certain Bridge.

All Dimensions Are In Millimeters Unless Otherwise Noted.

MATERIAL SPECIFICATIONS:
Steel Shall Conform To A.S.T.M. A709 Gr. 36
Galvanize All Steel After Fabrication Per A.S.T.M. A123
U-Bolts To Be A.S.T.M. A36
Nuts & Washers For U-Bolts To Be A.S.T.M. A563
Galvanize U-Bolts & Hardware Per A.S.T.M. A153

S.S. Screws: A.S.T.M. A320 (AISI 302 Series) Passivated.

Note:
For Gas Line Work and Near The Gas Is manufacturer Protocol (BGF)

STATE OF VERMONT
NO. 08752
STRUCTURAL I
6/29/11
LICENSED
PROFESSIONAL ENGINEER

Bill of Material

Qty.	Mk.	Description	Length	Remarks
8	D3-S8	W150 x 14Kg/m	See Table	
2	EC1	PL 6.4 x 219 O.D.	—	
2	EC2	PL 6.4 x 273 O.D.	—	
12	ao	P.O. 76 x 6.4	87	
12	Pan Cap Bolt	7.94 x 19 S.S. Pan Hd Cap Screw		
24	U4	12.7m Diam. U-Bolt W/2 — Hex Nuts, 2 — Flat Washers & 2 — Lock Washers		
12	U3	12.7m Diam. U-Bolt W/2 — Hex Nuts, 2 — Flat Washers & 2 — Lock Washers		
1		10 Pkgs (Galvanized Screws)	—	
4		S.S. Cross Screws (Purchased Item)		

Parts Issued						Revisions			
Pcs	Mk.	Date	Pcs	Mk.	Date	No.	Date	Description	
						1	6-2-11	Rev. To Agrd Dwg. (R)	

Brookfield Fabricating Corp
P.O. Box 406 – Brookfield, Missouri 64628 – (660)258-2214

Client: F.E. Schaefer, Inc.

Project: Rt 210-190
Bennington County Vermont

Description: Fabrication Details Of Sign Supports, Det Dgs & Misc. Hardware

Sheet 3 of 3

Drawn by	Checked by	Date	Approved by	Date	Dwg. No.
Vernon	JE	12-20-10	CR AM	12-20-10	V7-11862

Y:\states\VT\11000-11999\11862\11862 Part D\1186205D.dwg

RECEIVED
FEB 7 2012
G.P.I.