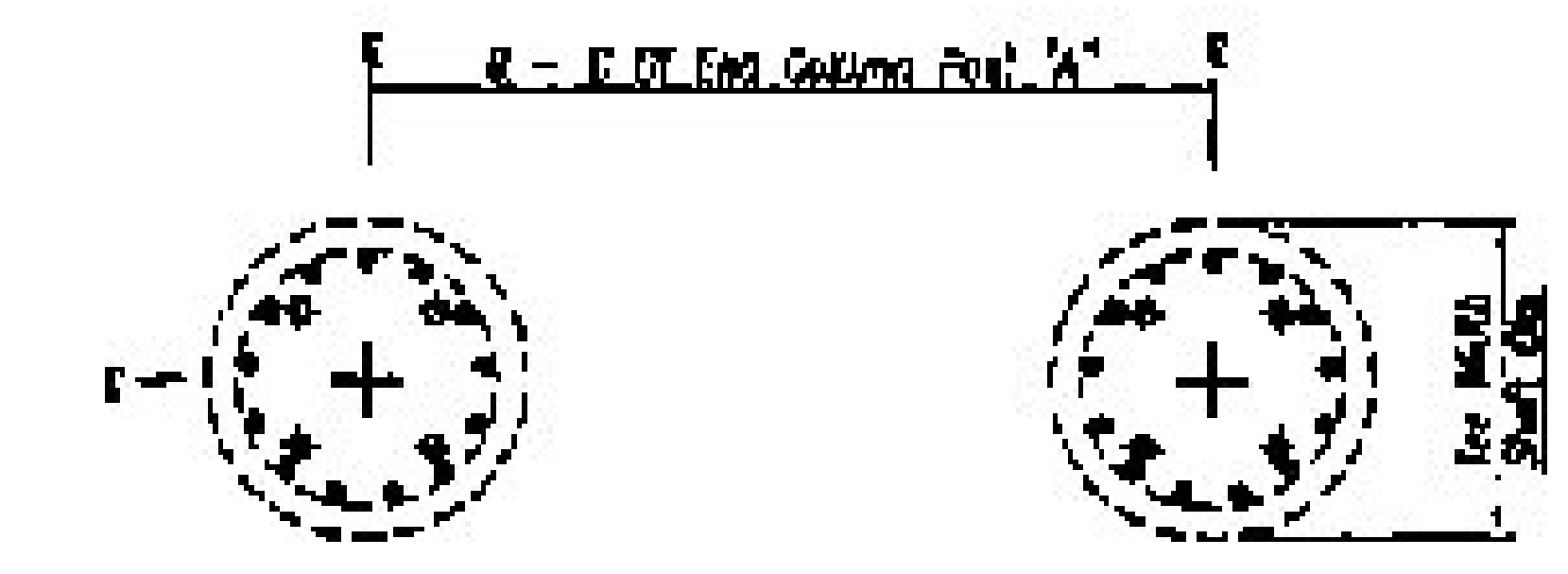
℄ – ℄ Of End Column Post "A"
For M.H. Shaft Dia.

NOTES:
1. Fabricator Shall Furnish Anchor Rods & Templates Only. All Other Foundation Materials Will Be Supplied By Others.
2. Foundations & Construction Methods Shall Meet Requirements Of V.T.D.O.T. Standard Specifications.
3. Minimum Soil Details Req'd. For These Foundations Is Shown On Individual Foundation Details.
Minimum Compressive Strength Of Concrete: 27.6 MPA
Steel Reinf. Bars Shall Meet Requirements Of A.S.T.M. A615M-96A Gr. 400
4. Backfill Shall Be In Place & Compacted To Satisfaction Of The Engineer Before Erection Of End Column.
5. Assumed Water Table Is Below Bottom Of Foundation. If Site Condition Vary From This Assumption, Notify Designer.

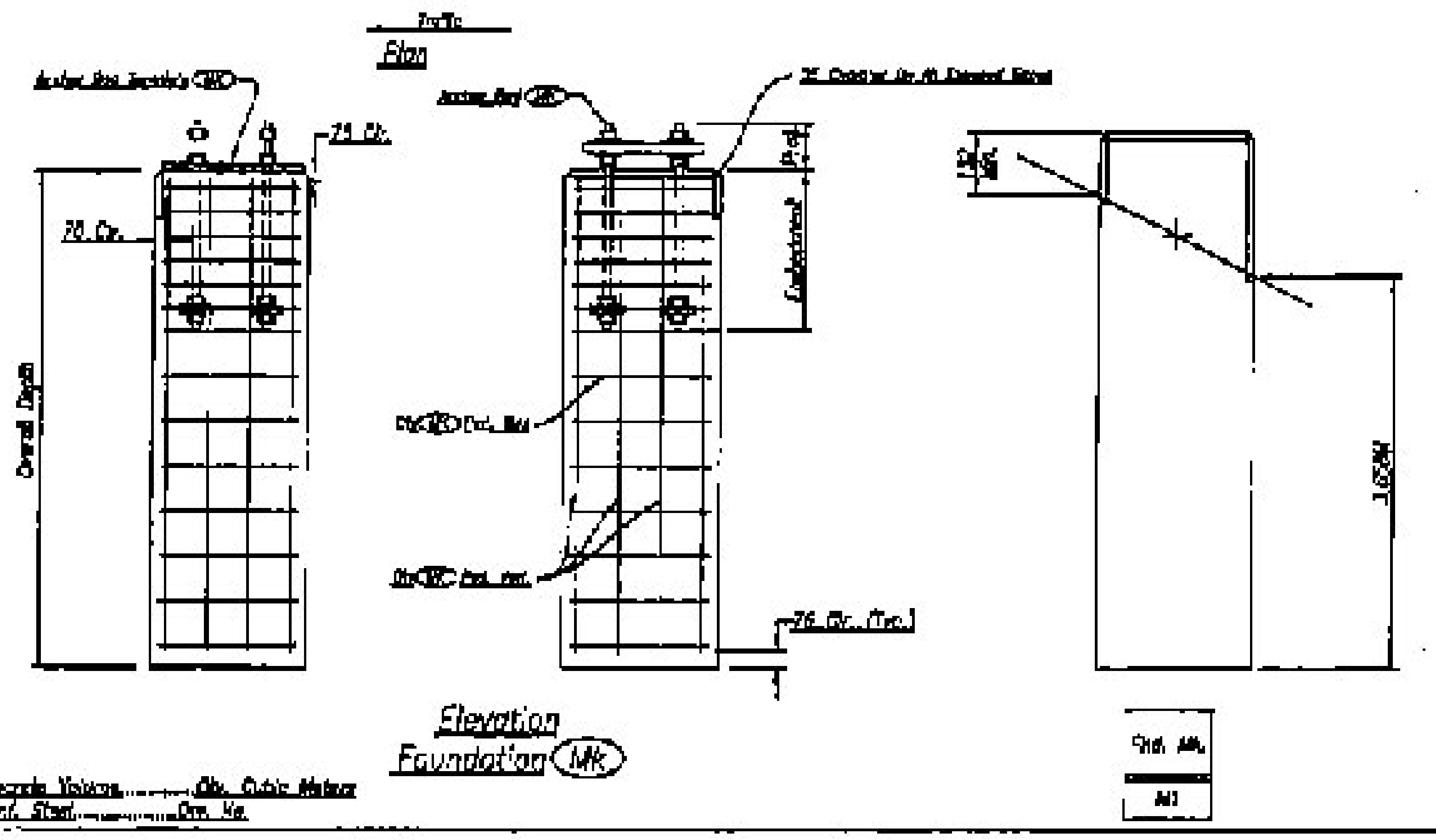
Traffic
Plan
Anchor Bolt Template (Mk)
Anchor Bolt (Mk)
75 Cl.
75 Cl.
Overall Depth
75 Coating On All Exposed Edges
Proj.
Embedment
Qty. (Mk) Vert. Bars
Qty. (Mk) Ties
76 Cl. (Typ.)
1.676M
Std. Mk.
M1

Elevation
Foundation (Mk)

Concrete Volume........Qty. Cubic Meters
Reinf. Steel...........Qty. Kg.

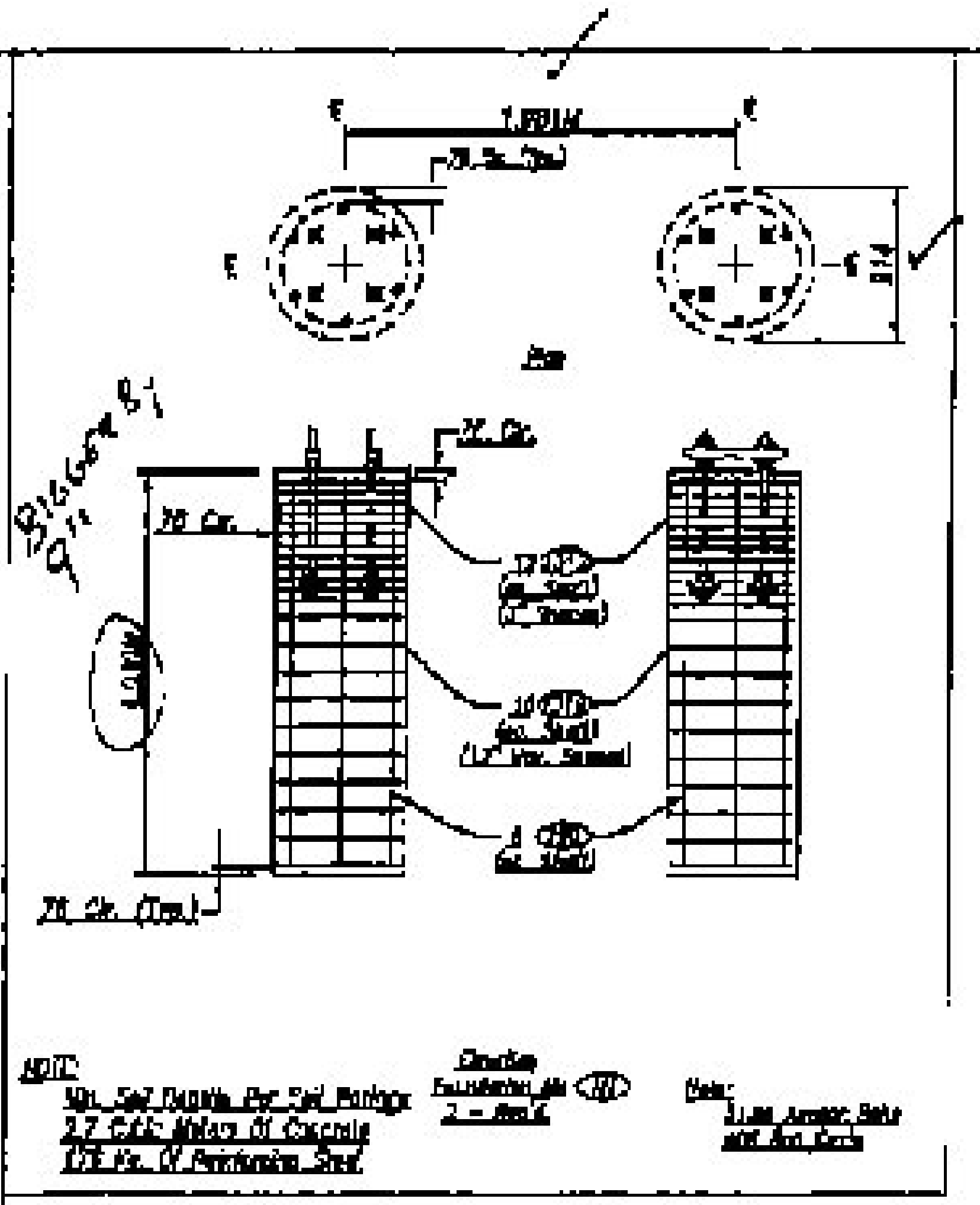
℄
1.890M
℄
75 Cl. (Typ.)
℄
914
Plan
BIGGER BY 9"
72 Cl.
75 Cl.
12 (Mk) (Lat. Steel)
16 (Mk) (Lat. Steel) (12" Vert. Spaced)
8 (Mk) (Lat. Steel)
76 Cl. (Typ.)

NOTE:
Min. Soil Details For Soil Borings
2.7 C.U. Meters Of Concrete
176 Kg. Of Reinforcing Steel

Double Foundation Mk (M1)
2 – Req'd.

Note:
2 – Sets Anchor Bolts
and Bolt Circle

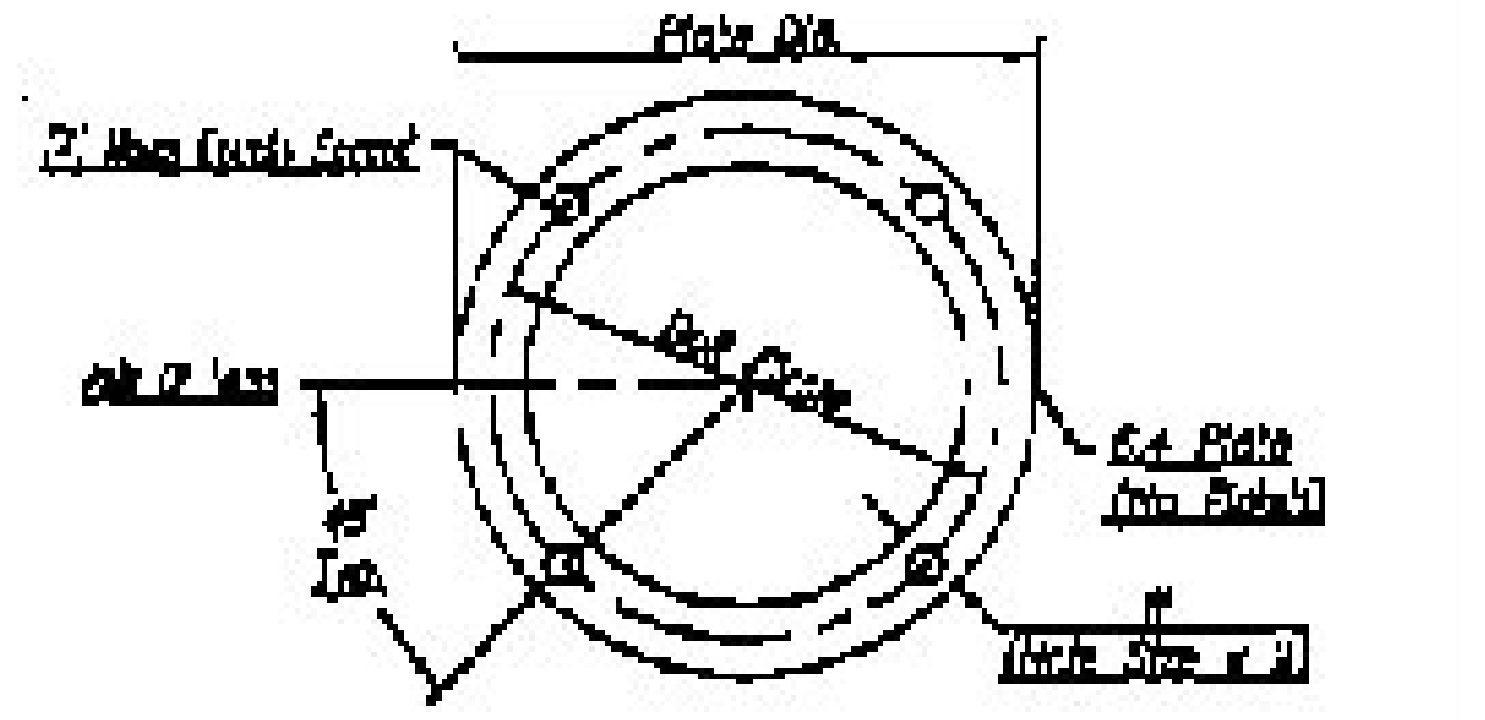
Plate Dia.
2" Max Cords Spread
Axis Of Mast
45° Typ.
Bolt Circle
6.4 Plate (No Finish)
H
(Hole Size x 4)

Anchor Bolt Template (4 Bolt Pattern)					
Qty.	Mk.	Plate Dia.	H	Bolt Circle	Hole Size
4	T2	473	67	406	33.3

* Important Note
At This Time We Can not Find Any Supplier That Can Produce The Stainless Steel Anchor Bolts Meeting The Vermont Spec. 714.09. We Propose To Use The Specifications Listed Below That Are Melted And Manufactured In The U.S.A.



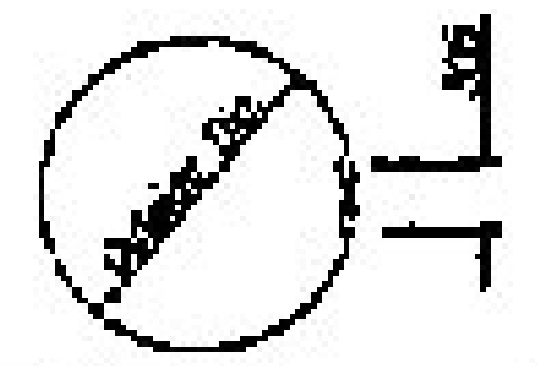
Outside Dia.
305

Straight (Lateral & Longitudinal)			
Qty.	Mk.	Bar Size	Length
24	290	#29	3.687M

Circle (Tied Ties)				
Qty.	Mk.	Bar Size	Outside Dia.	Length (Before Bending)
48	1216	#13	762	2.558M

Reinforcing Schedule
Steel Deformed Bars Shall Meet The Requirements Of A.S.T.M. A615M-96A Gr. 400

NO. 057?2
STRUCTURAL
6/29/11

Anchor Bolts And Foundations Are In Millimeters Unless Noted Otherwise.
Material Specifications Are In English.

* Material Specifications:
Steel Poles: A.S.T.M. A36 (No Finish)

Stainless Steel Anchor Rod And Washers Shall Be An Austenitic Grade Of Stainless Steel Conforming To The Following:

Stainless Steel Anchor Bolt Rod Meeting A.S.T.M. A193, Gr. B8 Class 2, Type 304
Stainless Steel Hex. Structural Steel Hvy Nuts Meeting A.S.T.M. A194 Gr. 8 Class 1, Type 304
Stainless Steel Flat Washers Shall Be Type 304
Stainless Steel Lock Washers Shall Be Type 304

Anchor Bolt (AB) Installation:
The Anchor Bolts Shall Be Tightened Using The VT Standard Specifications Installation Procedure.

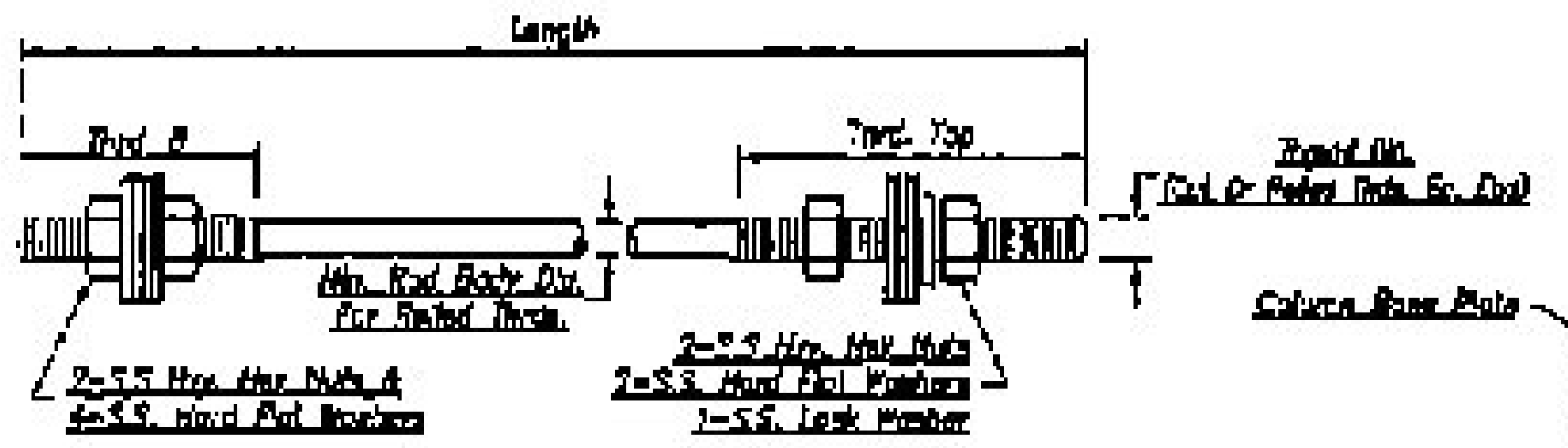
Length
Thrd. B
Thrd. Top
Thread Dia. (Cut Or Rolled Thds. Ea. End)
Min. Rod Body Dia. For Rolled Thrds.
2-S.S. Hvy. Hex Nuts & 4-S.S. Hard Flat Washers
2-S.S. Hvy. Hex Nuts
2-S.S. Hard Flat Washers
1-S.S. Lock Washer

NOTE: Full Body Dia. Rod May Be Used For Rolled Or Cut Threads.

Anchor Bolt Detail								
Qty.	Mk.	Length	Thread Dia.	Rod Body Dia.	Thrd. Top	Thrd. B	Embedment	Projection
15	AB1	1.068M	31.8	29.149	254	108	839	229

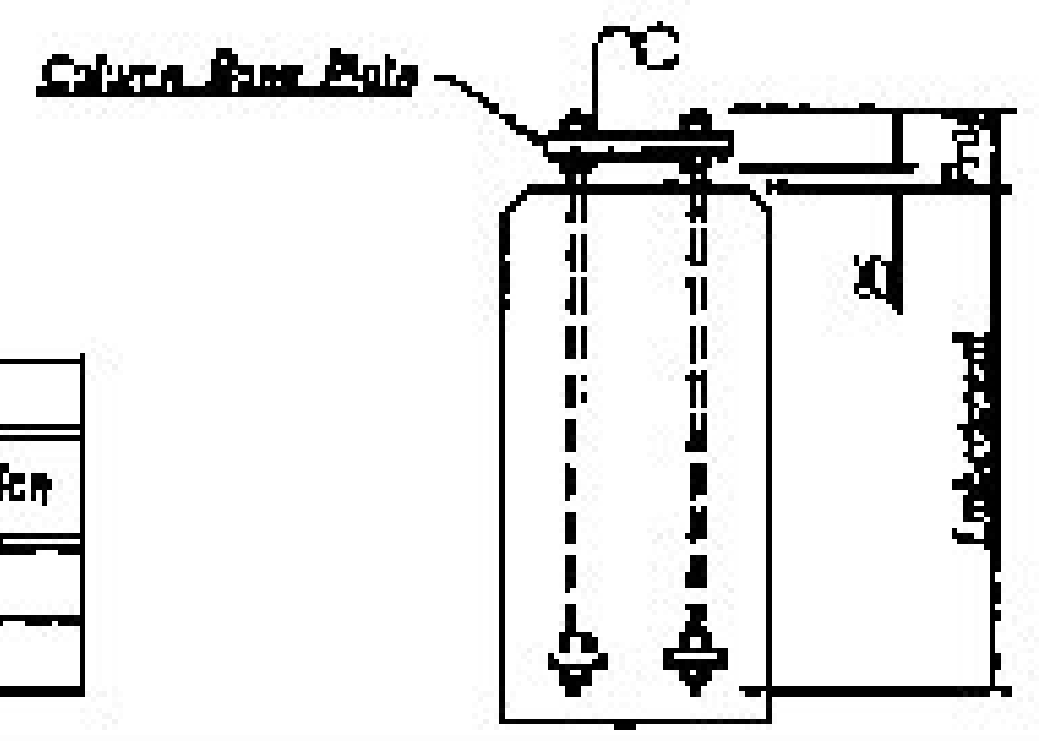
Column Base Plate
℄
Proj.
Embedment

PARTS ISSUED						REVISIONS		
[illegible]	[illegible]	DATE	[illegible]	NO.	DATE	NO.	DATE	DESCRIPTION
						1	6-?-11	Rev. Per Agency Comm. (?)
						2	6-?-11	Rev. (?)

Brookfield Fabricating Corp
P.O. Box 408 – Brookfield, Missouri 64628 – (660)258-7374

F.P. Lafayette, Inc.

NH 010-1(54)
Bennington County, Vermont

Foundation Details Of Drilled Footings For Double Pole Columns
Fabrication Details Of Anchor Bolts & Templates

Sheet No. 2 of 5

Prepared For	Drawn By	Date	Checked By		Date	Job No.
Vermont	JE	12-20-10	CP	AM	12-20-10	VT-11862

Y:\states\VT\11000-11999\11862\11862 Part D\11862D2D.dwg

RECEIVED

FEB 7 2012

G.P.I.

✓