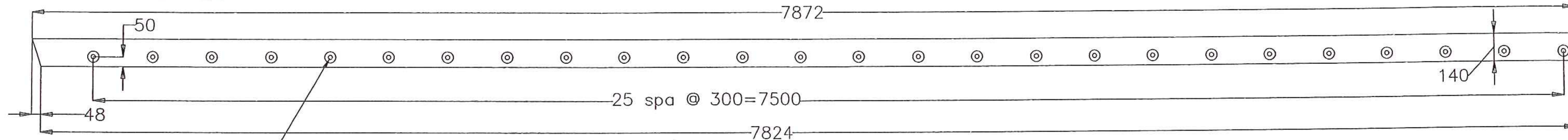
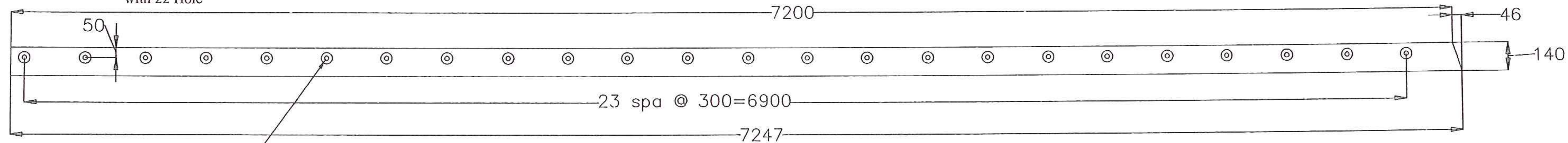


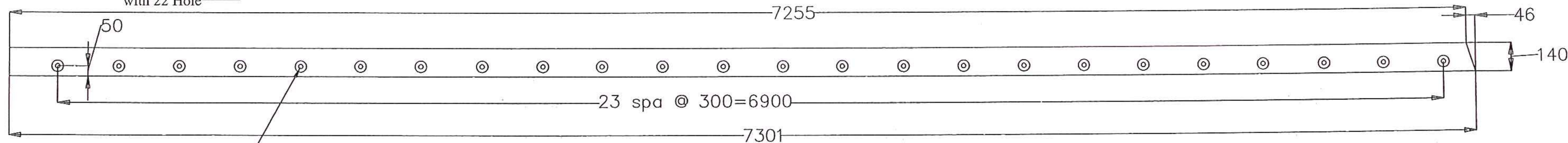
1 - DETAIL 5p1



1 - DETAIL 5p2



1 - DETAIL 5p3



1 - DETAIL 5p4

57 Dia x 19 Deep with 22 Hole

57 Dia x 19 Deep with 22 Hole

57 Dia x 19 Deep with 22 Hole

57 Dia x 19 Deep with 22 Hole

BILL OF MATERIALS				
QTY	MARK	SHAPE	LENGTH	REMARKS
1	5P1	PLATE		
1	5p1	Plate 32 x 140	7928	
1	5P2	PLATE		
1	5p2	Plate 32 x 140	7880	
1	5P3	PLATE		
1	5p3	Plate 32 x 140	7246	
1	5P4	PLATE		
1	5p4	Plate 32 x 140	7301	
100		Heavy Hex Bolt 19 x 57 w/ Nut		

ALL DRAWINGS ARE REVIEWED UNLESS NOTED OTHERWISE

EXCEPTION TAKEN	<input checked="" type="checkbox"/>
REVISE AS NOTED	<input type="checkbox"/>
RE-SUBMISSION NOT REQUIRED	<input type="checkbox"/>
REVISE AS NOTED	<input type="checkbox"/>
RE-SUBMISSION REQUIRED	<input type="checkbox"/>
REJECTED	<input type="checkbox"/>

DATE: 7/21/10

SIGNATURE: *Michael Chintle*

REVIEW BY STANTEC IS FOR THE SOLE PURPOSE OF ASCERTAINING GENERAL CONFORMITY WITH DESIGN. CONTRACTOR IS RESPONSIBLE FOR DIMENSIONS, FABRICATION AND CONSTRUCTION METHODS, COORDINATION OF SUB-TRADES, DETAIL DESIGN OF COMPONENTS, AND ERRORS OR OMISSIONS ON SHOP DRAWINGS.

METRIC

REV NO.	DATE	DESCRIPTION
1	7-14-2010	REVISED PER APPROVAL COMMENTS
0	6-21-2010	SUBMITTED FOR APPROVAL

HOLES AS NOTED

MATERIAL: AASHTO M 2704/M270 GRADE 250 GALV

DRAWING COVERS

PLATE DETAILS - BRIDGE 14A

PROJECT	BENNINGTON
LOCATION	RAMP O/S OVER VT ROUTE 279 WB
ENGINEER	STATE OF VERMONT AOT / STANTEC
CUSTOMER	MILLER CONSTRUCTION

MERRIMACK SHEET METAL

119 HALL STREET
CONCORD NH 03301

Tel. 603.224.7766
Fax 603.224.7925

DRAWN BY: RL
CHECKED BY: JD
JOB NO: #3374
DWG: P5