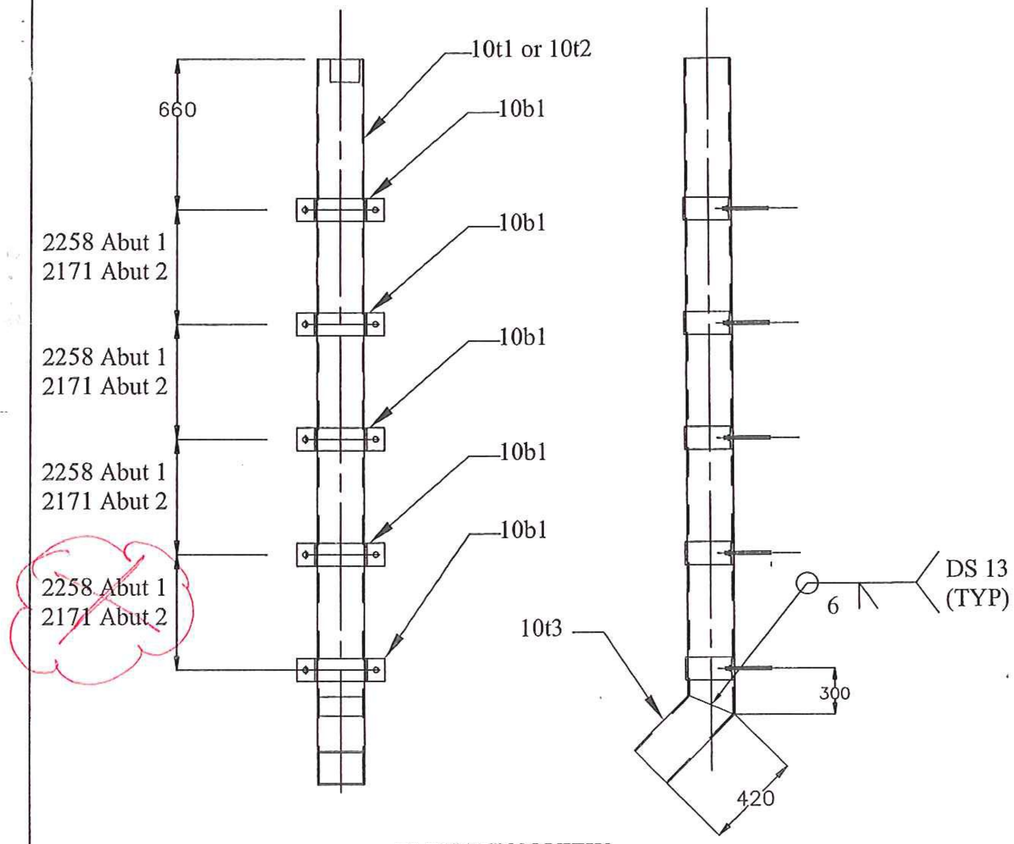

ELEVATION VIEW
(1) 10D1 - DOWNSPOUT ABUTMENT 1
(1) 10D2 - DOWNSPOUT ABUTMENT 2

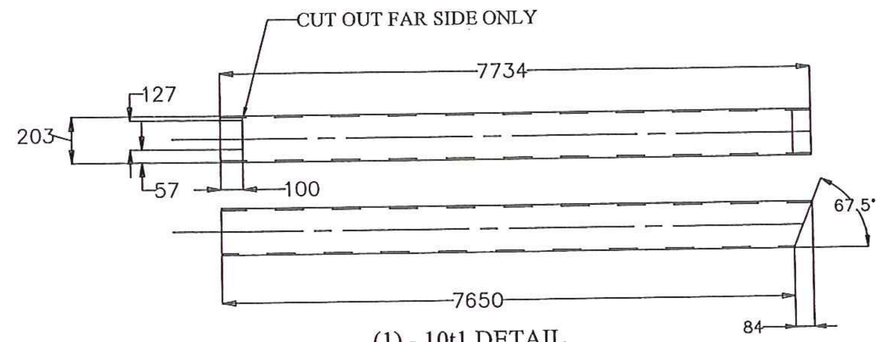

(1) - 10t1 DETAIL

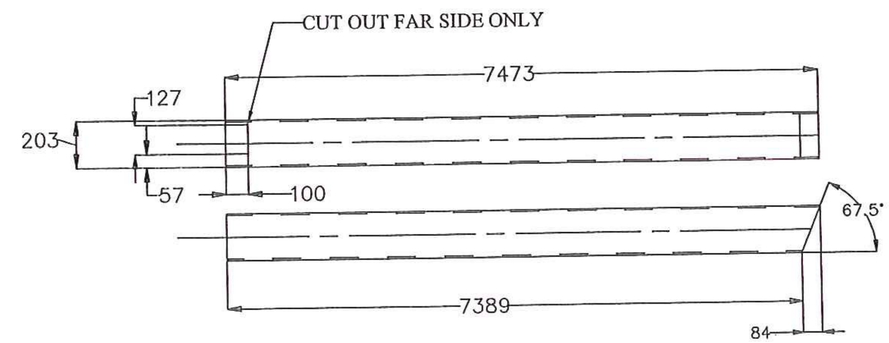

(1) - 10t2 DETAIL

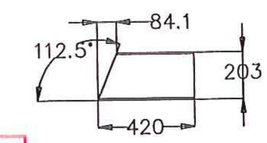

(2) - 10t3 DETAIL

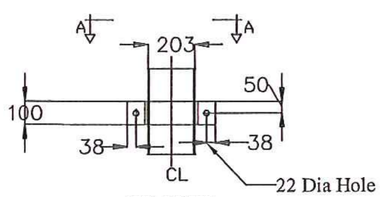

FRONT

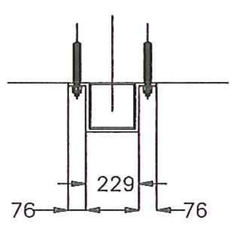

(10) - 10b1 DETAIL

BILL OF MATERIALS

QTY	MARK	SHAPE	LENGTH	REMARKS
1	10D1	DOWNSPOUT		
5	10b1	Bar 10 x 100 x	787	BENT
1	10t1	Tube 203 x 203 x 6	7734	
1	10t3	Tube 203 x 203 x 6	420	
20		Anchor Bolt x 19 Dia x 225 Lg with Nut & Washer		
1	10D2	DOWNSPOUT		
5	10b1	Bar 10 x 100 x	787	BENT
1	10t2	Tube 203 x 203 x 6	7473	
1	10t3	Tube 203 x 203 x 6	420	
20		Anchor Bolt x 19 Dia x 225 Lg with Nut & Washer		

Notes

1. Structural Steel Tubing shall conform to ASTM A500 Grade B.
2. All Plates, Bars, and Angles shall conform to AASHTO M 270M/M270 Grade 250.
3. All Bolts and related hardware shall conform to Section 714.04 and shall be galvanized.

SHOP DRAWINGS ARE REVIEWED UNLESS NOTED OTHERWISE

NO EXCEPTION TAKEN	
REVISE AS NOTED RESUBMISSION NOT REQUIRED	✓
REVISE AS NOTED RESUBMISSION REQUIRED	
REJECTED	

Stantec

DATE 3/17/11

SIGNATURE Michael Chandler

REVIEW BY STANTEC IS FOR THE SOLE PURPOSE OF ASCERTAINING GENERAL CONFORMITY WITH DESIGN. CONTRACTOR IS RESPONSIBLE FOR DIMENSIONS, FABRICATION AND CONSTRUCTION METHODS, COORDINATION OF SUB-TRADES, DETAIL DESIGN OF COMPONENTS, AND ERRORS OR OMISSIONS ON SHOP DRAWINGS.

METRIC

REV NO.	DATE	DESCRIPTION
		DATE SUBMITTED
0	9-17-2010	SUBMITTED FOR APPROVAL

HOLES AS NOTED

MATERIAL: AASHTO M 270M/M270 GRADE 250 GALV

DRAWING COVERS
DOWNSPOUT - BRIDGE 13N

PROJECT	BENNINGTON
LOCATION	US ROUTE 7 NB OVER VT ROUTE 279 EB
ENGINEER	STATE OF VERMONT AOT / STANTEC
CUSTOMER	MILLER CONSTRUCTION

MERRIMACK SHEET METAL

119 HALL STREET
CONCORD NH 03301

Tel. 603.224.7766
Fax 603.224.7925

DRAWN BY: RL
CHECKED BY: JD
JOB NO: #3374
DWG: F10