








DIRECTION	MILEPOINT	LOCATION CODE (SHEET 2)	SIGN CODE	WIDTH (MM)	HEIGHT (MM)	SHEETING REMARKS	SIGN LEGEND	NEW SIGNS		EXISTING SIGNS			EXIST POST		NUMBER OF NEW POSTS	SQUARE STEEL (MM)			TUBULAR STEEL Ø (mm)				SIGN FRAME REQUIRED	RECORD PLANS REMARKS	SIGN DETAIL LOCATION				
								"A"	"B"	RETAIN	SALVAGE FROM	SALVAGE TO	REMOVE	RETAIN		REMOVE	44	50	63	FOUNDATION	75	89			100	125	SHSM	PROJECT SHEET #	STANDARD SHEET #
																	(KG /M)				(KG /M)								
BENNINGTON US7							FY-FLUORESCENT YELLOW FYG-FLUORESCENT YELLOW GREEN															"SHSM"-STANDARD HIGHWAY SIGNS AND MARKINGS							
SB	6.56	F	E1-5	1950	1500																	Existing Removed 1 ea 9-28-12 9-28-12 2 87 9-27-12 X	INSTALL ON 3" SLIP BASES	X					
		F	E1-5	1500	1500							2.25																	
SB	6.234	F	W4-1	900	900																	Existing Removed 1 ea 9-13-12							
		F	W4-1	900	900							0.81														X			
SB	5.97	F	M3-3	600	300																	Existing Removed 2 ea 9-13-12							
		F	M1-4	600	600																								
		F	M3-3	900	450																					X			
		F	M3-3	750	375							0.41																	
		F	M1-4	900	900							0.81														X			
SB	5.89	F	R2-1	900	1200																	Existing Removed 1 ea 9-28-12							
		F	R2-1	900	1200							1.08														X			
SB	5.49																												
		K	R3-4	900	900																					X			
		K	R3-4	600	600							0.81																	
SB	4.435 Rt	F	R2-1	600	900																	Existing Removed 1 ea 9-14-12							
		F	R2-1	900	1200																					X			
		F	R2-1	900	1200							1.08																	
SB	4.435 Lt	K	R2-1	900	1200																					X			
		K	R2-1	900	1200							1.08																	
<b>SIGN SUMMARY SHEET</b>							SHEET TOTALS	5.50	2.25	0	0	0	6	0	5	14	64.4	2	104.0	0.0	0.0	0.0	PROJECT NAME: Bennington PROJECT NUMBER: NH 019-1(54)						
VERMONT AGENCY OF TRANSPORTATION							TOWN DIRECTIONAL TOTALS	43.67	2.25	3	0	0	58	5	28	57	262.2	2	104.0				FILE NAME: Bennington US7.xls PROJECT MANAGER: 0 DESIGNED BY: T. Guazzoni BENNINGTON US7 SHEET 7						
																						PLOT DATE: 3/7/2012 DRAWN BY: T. Guazzoni CHECKED 0 SHEET 7 OF 10							