RECORD PLANS

DIRECTION	MILEPOINT	LOCATION CODE (SHEET 2)	SIGN CODE	WIDTH (MM)	HEIGHT (MM)	SHEETING REMARKS	SIGN LEGEND	NEW SIGNS "A"	NEW SIGNS "B"	EXISTING SIGNS RETAIN	EXISTING SIGNS SALVAGE FROM	EXISTING SIGNS SALVAGE TO	EXISTING SIGNS REMOVE	EXIST POST RETAIN	EXIST POST REMOVE	NUMBER OF NEW POSTS	SQUARE STEEL (MM) 44 (KG /M) 2.8	SQUARE STEEL (MM) 50 (KG /M) 3.2	SQUARE STEEL (MM) 63 (KG /M) 5.0	TUBULAR STEEL Ø (mm) FOUNDATION	TUBULAR STEEL Ø (mm) 75 (KG /M) 11.30	TUBULAR STEEL Ø (mm) 89 (KG /M) 13.40	TUBULAR STEEL Ø (mm) 100 (KG /M) 16.10	TUBULAR STEEL Ø (mm) 125 (KG /M) 21.70	SIGN FRAME REQUIRED	REMARKS	SIGN DETAIL LOCATION SHSM	SIGN DETAIL LOCATION PROJECT SHEET #	SIGN DETAIL LOCATION STANDARD SHEET #
BENNINGTON KOCHER DR							FY-FLUORESCENT YELLOW FYG-FLUORESCENT YELLOW GREEN																		"SHSM"-STANDARD HIGHWAY SIGNS AND MARKINGS			
EB	0.015	K	VR-063	750	750		LEFT LANE FOR LEFT TURN	0.45					1		X														
		K	OM1-1	450	450		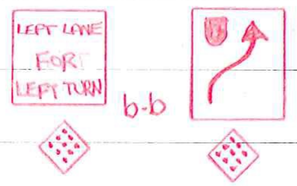 b-b	0.20 0.45 0.20					1									Existing Removed 4 ea 9-19-12						
		J	R4-7	600	750								1																
		J	OM1-1	450	450								1																
		K	R3-7L	600	750		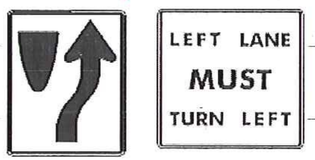	0.45								1		4.0 X 9-19-12								X		
		K	OM1-1	450	450		9-19-12 BACK TO BACK	0.20																		X		
		J	R4-7	600	750			0.45																		X		
		J	OM1-1	450	450		BACK TO BACK	0.20																		X		
EB	0.025	A	VR-017	600	750		 9-19-12						1		X										Existing Removed 1 ea 9-19-12					
		A	VR-017	600	750			0.45								1		9-19-12 4.1 X										2	
EB	0.060	A	VR-921R	750	750		THRU/RIGHT "ONLY"						1		X										Existing Removed 1 ea 9-19-12				
EB	0.074	A	VR-921R	750	750		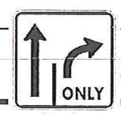 9-19-12	0.56								1		4.1 X 9-19-12											E-145A
WB	0.085	F	VR-932	1200	750		LEFT "ONLY/THRU/RIGHT "ONLY" 11-14-12						1		X										Existing Removed 1 ea 11-14-12				
		F	M3-3	600	300			0.18								2		X								1A+3	BLACK ON WHITE. INSTALL ON 2.5" SOIL BEARING SLIP BASES	X	
							SHEET TOTALS	2.50	0.00	0	0	0	7	0	4	5		23.0		0	0.0	0.0	0.0	0.0					
								SM	SM	EA	EA	EA	EA	EA	EA	EA		M		EA	KG	KG	KG	KG					
							TOWN DIRECTIONAL TOTALS	7.54	0.0	0	0	0	16	0	6	8		36.8		0		0.0							

SIGN SUMMARY SHEET

VERMONT AGENCY OF TRANSPORTATION

PROJECT NAME: Bennington
PROJECT NUMBER: NH 019-1(54)

FILE NAME: Bennington Kocher Dr.xls
PROJECT MANAGER: 0
DESIGNED BY: T. Guazzoni
BENNINGTON KOCHER DR SHEET 1

PLOT DATE: 3/7/2012
DRAWN BY: T. Guazzoni
CHECKED: 0
SHEET 1 OF 3