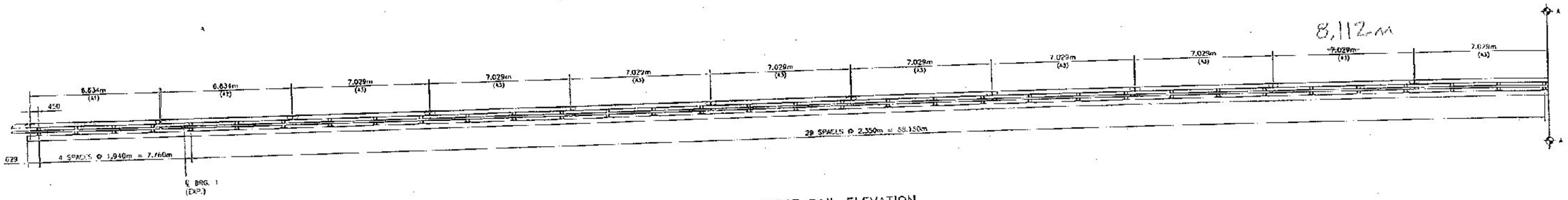

WEST RAIL ELEVATION
LOOKING WEST FROM ℄ OF ROAD

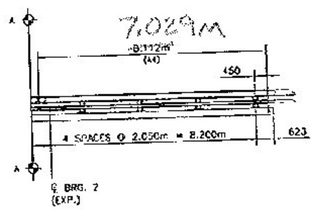

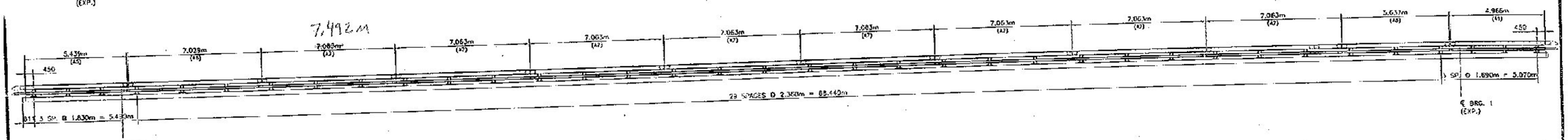

EAST RAIL ELEVATION
LOOKING EAST FROM ℄ OF ROAD

As-Built revisions.

BILL OF MATERIAL FOR BRIDGE 14A (EAST & WEST)

Mark #	Qty.	Description	Size/Shape	Length	Material
	74	W150x37.1 POST W/BASEPLATE 604 OAL		579	A709M Gr. 345
	74	POST UPRIGHT	W150 x 37	356	A709M Gr. 345
	74	POST BASE PLATE	254 x 25	356	A709M Gr. 345
	74		254 x 5	356	A709M Gr. 345
	74	BEARING PAD			
A1	1	TS 203 x 102 x 8 TOP RAIL		6.634m	A500 Gr. B
	1	TS 102 x 102 x 6 BOTTOM RAIL		6.634m	A500 Gr. B
A2	1	TS 203 x 102 x 8 TOP RAIL		6.634m	A500 Gr. B
	1	TS 102 x 102 x 6 BOTTOM RAIL		6.634m	A500 Gr. B
A3	9	TS 203 x 102 x 8 TOP RAIL		7.029m	A500 Gr. B
	9	TS 102 x 102 x 6 BOTTOM RAIL		7.029m	A500 Gr. B
A4	1	TS 203 x 102 x 8 TOP RAIL		8.112m	A500 Gr. B
	1	TS 102 x 102 x 6 BOTTOM RAIL		8.112m	A500 Gr. B
A5	1	TS 203 x 102 x 8 TOP RAIL		5.439m	A500 Gr. B
	1	TS 102 x 102 x 6 BOTTOM RAIL		5.439m	A500 Gr. B
A6	1	TS 203 x 102 x 8 TOP RAIL		7.029m	A500 Gr. B
	1	TS 102 x 102 x 6 BOTTOM RAIL		7.029m	A500 Gr. B
A7	8	TS 203 x 102 x 8 TOP RAIL		7.083m	A500 Gr. B
	8	TS 102 x 102 x 6 BOTTOM RAIL		7.083m	A500 Gr. B
A8	1	TS 203 x 102 x 8 TOP RAIL		5.637m	A500 Gr. B
	1	TS 102 x 102 x 6 BOTTOM RAIL		5.637m	A500 Gr. B
A9	1	TS 203 x 102 x 8 TOP RAIL		4.966m	A500 Gr. B
	1	TS 102 x 102 x 6 BOTTOM RAIL		4.966m	A500 Gr. B
	22	TS 178 x 76 x 10 SPLICE TUBE		510	A500 Gr. B
	22	TS 76 x 76 x 8 SPLICE TUBE		510	A500 Gr. B
	296	M24 ANCHOR SHAFT		305	A568 CLS 85
	296	M24 WASHER			F436M
	296	M24 JAM NUTS			A563 DH
	592	M24 HEX NUTS			A563 DH
	236	M20 ROUND HEAD BOLT		152	M164M
	258	M20 HEX NUT			A563 DH
	296	M20 WASHER			F436M
	176	M16 SPLICE BOLT		44	A325M
	176	M16 PLAIN HARDENED WASHER			F436M
	88	M16 NUT			A563M
	88	M16 NUT WELDED TO SPLICE TUBE		13	A563M
	104	DN 20 SCH. 40 PIPE SPACER			A53 Gr. B
	74	SPACER PLATE	238 x 10	330	A709M Gr. 35

NOTE:
1. DIMENSIONS ARE IN MM UNLESS NOTED OTHERWISE.

No.	REVISIONS Remarks	Date
0	Initial submittal	

HIGHWAY SAFETY CORP
GLASTONBURY, CT
860-633-9445

ITEM 525.33 BRIDGE RAILING – NETC 2 RAIL
TOWN OF BENNINGTON
COUNTY OF BENNINGTON
PROJ. AC NH 019-1(54) BRIDGE # 14A
VT ROUTE 279, PRINCIPAL ARTERIAL

CERTIFIED FABRICATOR

FED. AID NO. 1762

SHEET NO. 2 of 5

GENERAL CONTRACTOR: F.R. LAFAYETTE, INC.

DRAWN MHM | CHECKED PAR | DATE 07/07/10 | SCALE NONE | REV. 5