

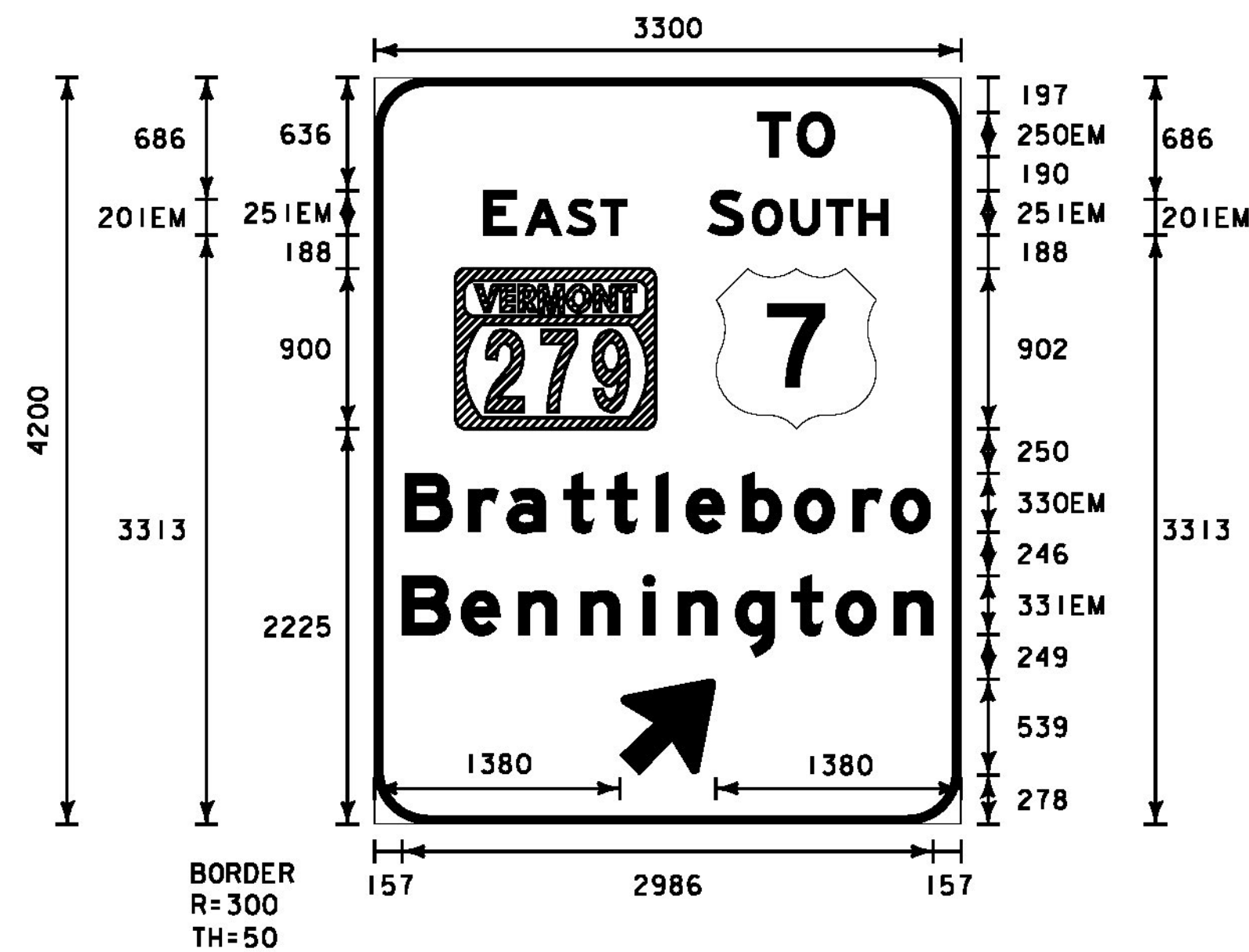
OVERHEAD SIGN LOCATIONS

STA. EB 10+969.7

COLOR: RETROREFLECTIVE
WHITE BORDER & SYMBOLS (MINIMUM TYPE IX)
RETROREFLECTIVE GREEN BACKGROUND (MINIMUM TYPE IX)
MATERIAL: EXTRUDED ALUMINUM PANELS

WELCOME CENTER PANEL:
COLOR: RETROREFLECTIVE WHITE BORDER & SYMBOLS
RETROREFLECTIVE BLUE BACKGROUND

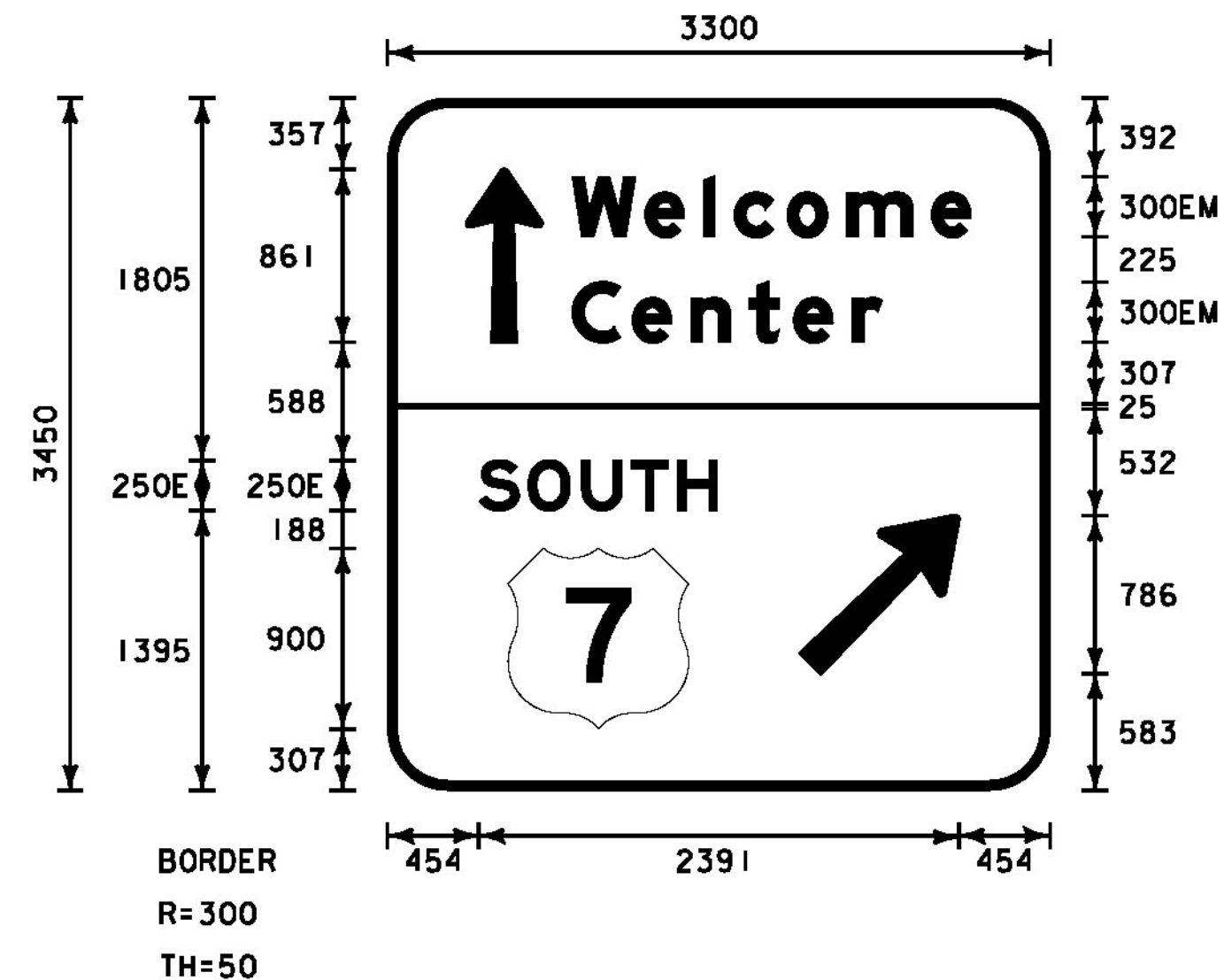
EXIT ONLY PANEL:
COLOR: BLACK BORDER & SYMBOLS
RETROREFLECTIVE YELLOW BACKGROUND



OVERHEAD SIGN LOCATIONS

STA. EB 10+969.7

COLOR: RETROREFLECTIVE
WHITE BORDER & SYMBOLS (MINIMUM TYPE IX)
RETROREFLECTIVE GREEN BACKGROUND (MINIMUM TYPE IX)
MATERIAL: EXTRUDED ALUMINUM PANELS

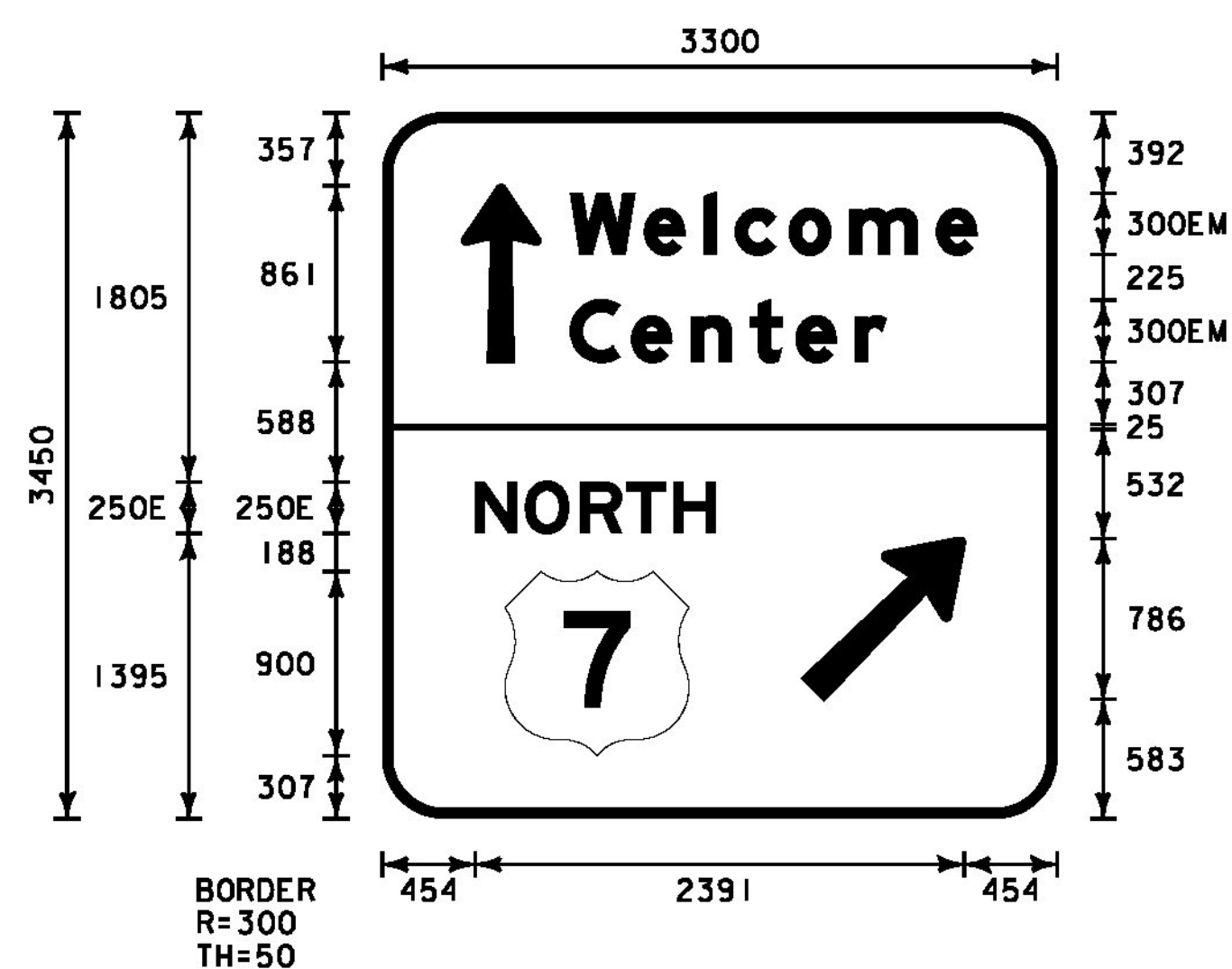
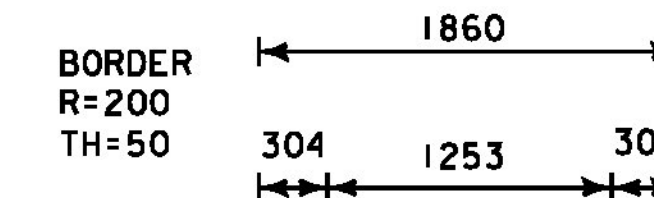


LOCATIONS

STA. F 1+459.0, LT.

COLOR: RETROREFLECTIVE
WHITE BORDER & SYMBOLS (MINIMUM TYPE IX)
RETROREFLECTIVE GREEN BACKGROUND (MINIMUM TYPE III)
MATERIAL: EXTRUDED ALUMINUM PANELS

WELCOME CENTER PANEL:
COLOR: RETROREFLECTIVE WHITE BORDER & SYMBOLS
RETROREFLECTIVE BLUE BACKGROUND

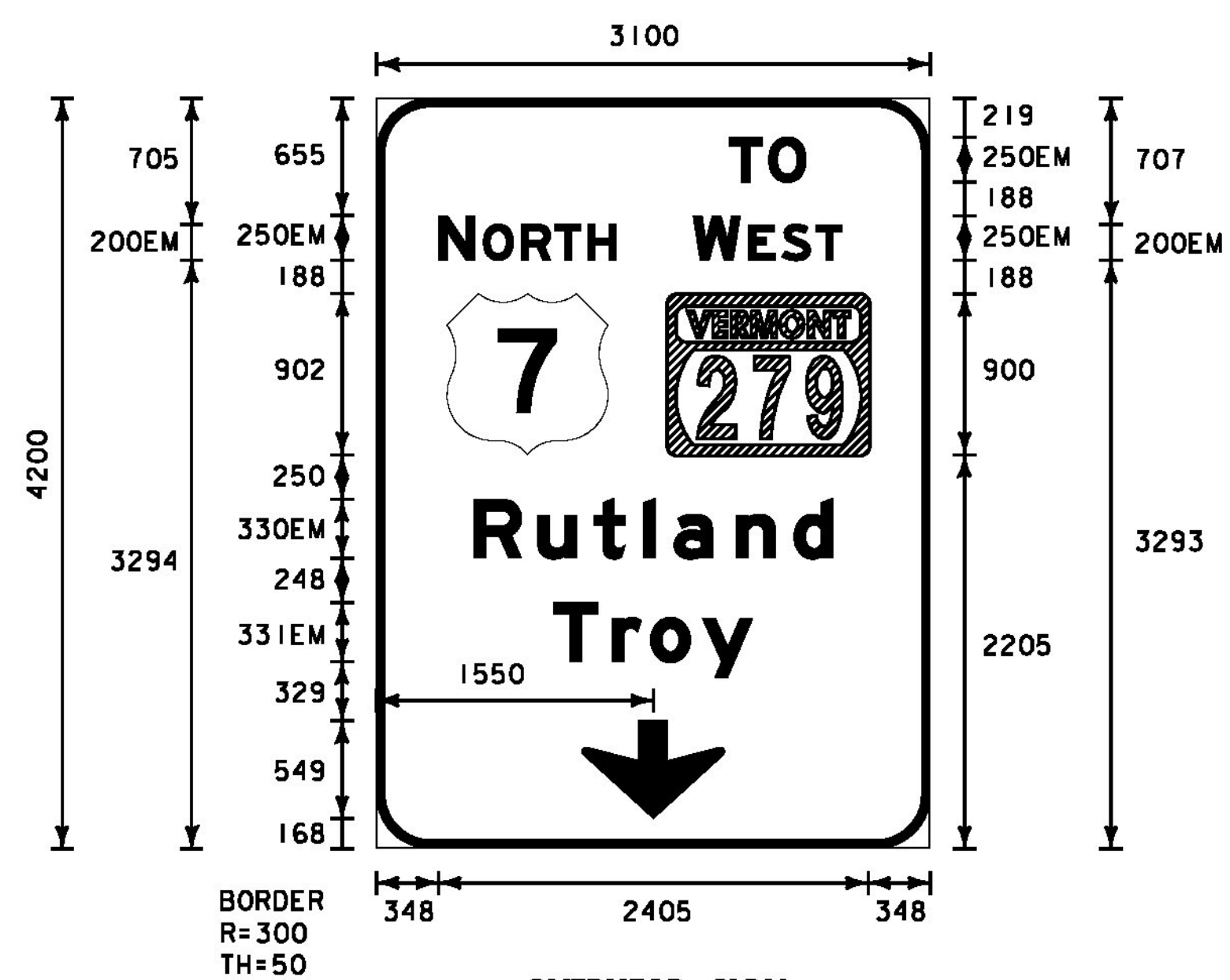


LOCATIONS

STA. G 1+450.0, LT.

COLOR: RETROREFLECTIVE
WHITE BORDER & SYMBOLS (MINIMUM TYPE IX)
RETROREFLECTIVE GREEN BACKGROUND (MINIMUM TYPE III)
MATERIAL: EXTRUDED ALUMINUM PANELS

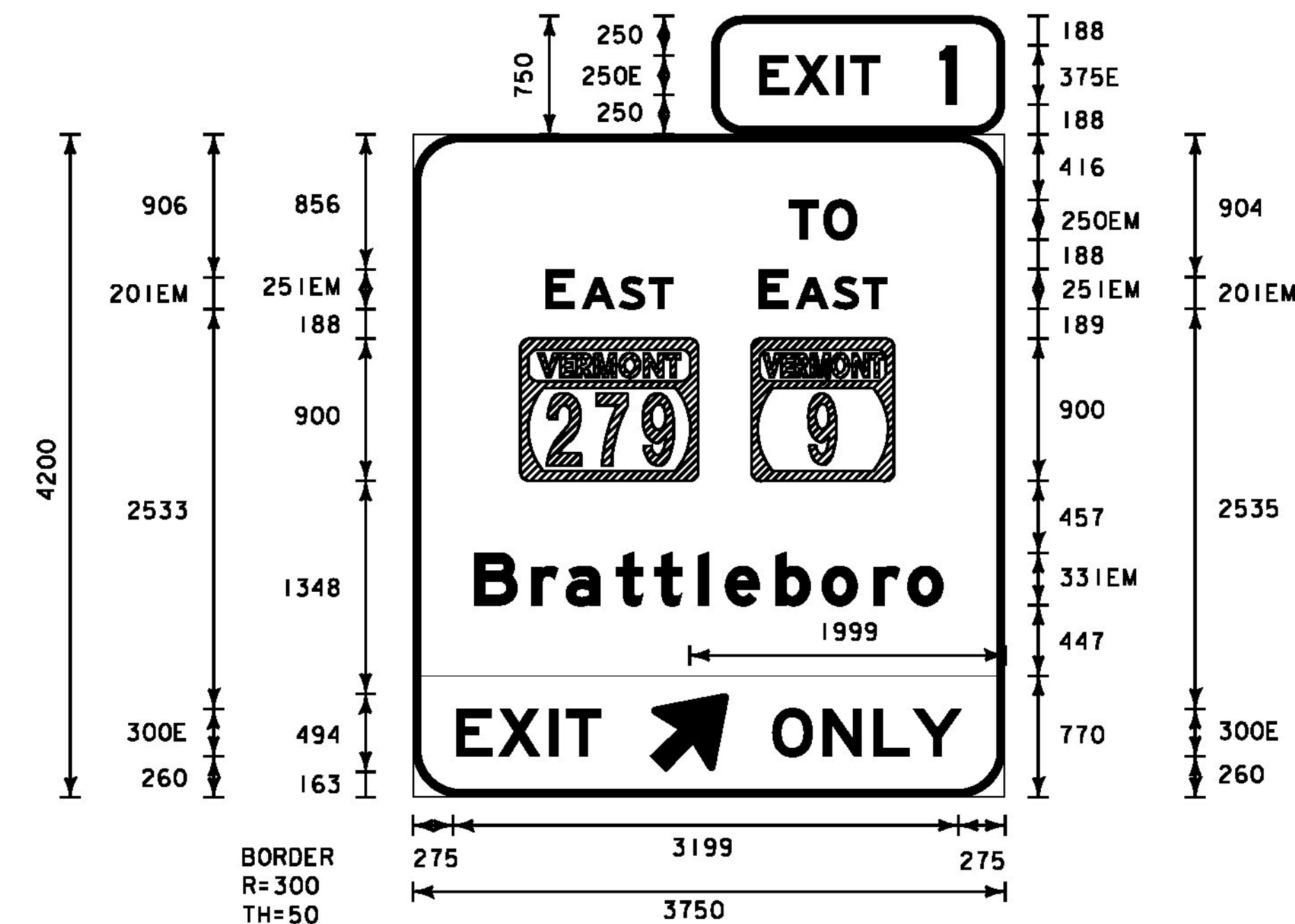
WELCOME CENTER PANEL:
COLOR: RETROREFLECTIVE WHITE BORDER & SYMBOLS
RETROREFLECTIVE BLUE BACKGROUND



OVERHEAD SIGN LOCATIONS

STA. NB 9+565.0, RT

COLOR: RETROREFLECTIVE
WHITE BORDER & SYMBOLS (MINIMUM TYPE IX)
RETROREFLECTIVE GREEN BACKGROUND (MINIMUM TYPE IX)
MATERIAL: EXTRUDED ALUMINUM PANELS



LOCATIONS

STA. NB 9+565.0, RT

COLOR: RETROREFLECTIVE WHITE BORDER & SYMBOLS
WHITE BORDER & SYMBOLS (MINIMUM TYPE IX)
RETROREFLECTIVE GREEN BACKGROUND (MINIMUM TYPE III)

EXIT ONLY PANEL:
COLOR: BLACK BORDER & SYMBOLS
RETROREFLECTIVE YELLOW BACKGROUND

NOTE:
1. REFER TO VTRANS DESIGN STANDARDS FOR ADDITIONAL SIGN DETAILS.
2. ALL DIMENSIONS IN MILLIMETERS (mm) EXCEPT WHERE NOTED.
3. VERMONT ROUTE SHIELDS USED ON GUIDE SIGNS SHALL HAVE A WHITE BORDER AS NOTED ON E-136B.



PROJECT NAME:	BENNINGTON
PROJECT NUMBER:	NH 019-1(54)
FILE NAME:	...\\plot_files\zd307c4det.sgn.ptf
DESIGN SUPERVISOR:	GREG EDWARDS
DESIGNED BY:	MARC FOISY
TRAFFIC SIGN DETAILS TSD-03	
PLOT DATE:	1/26/2010
DRAWN BY:	STANTEC
CHECKED BY:	GARY SANTY
SHEET	206 OF 468

1/26/2010 4:51:43 PM v:\953\active\1953002\transpor-tation\dr-awing\asmt\tr-act_4\plot_files\zd307c4det.sgn.ptf