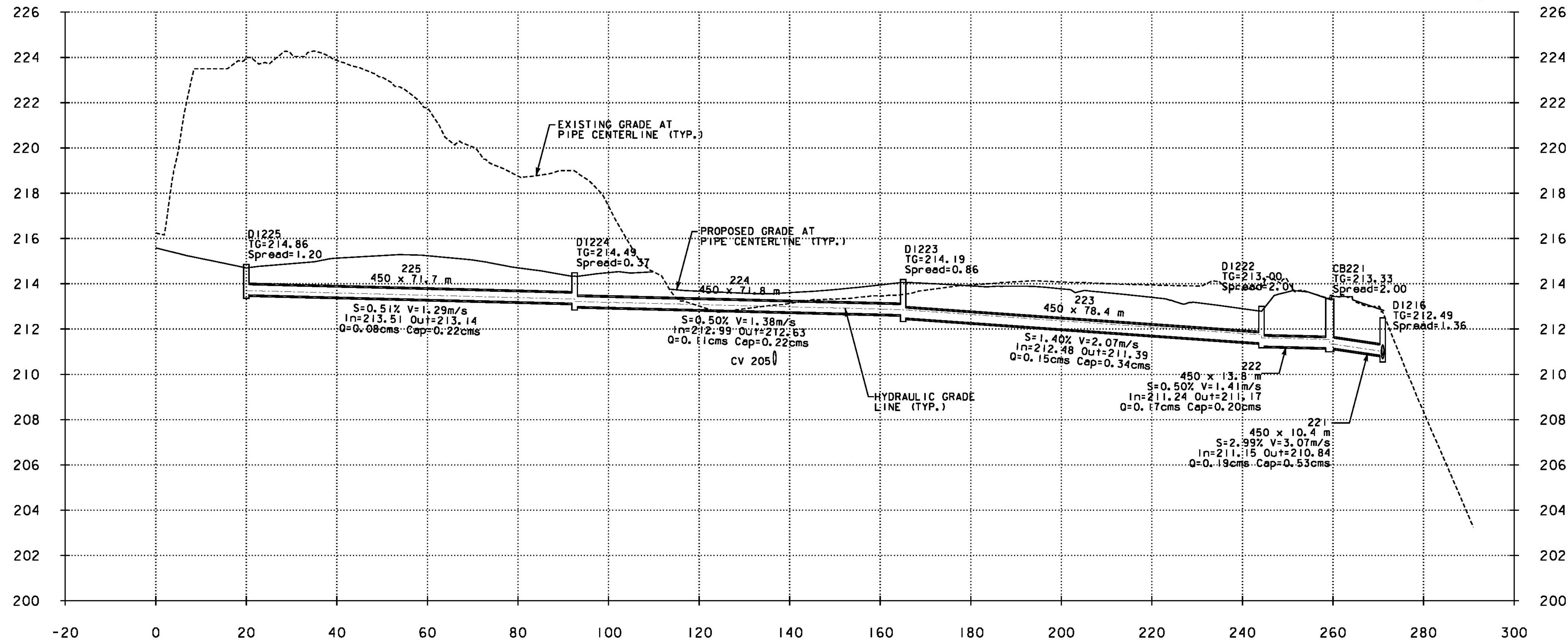


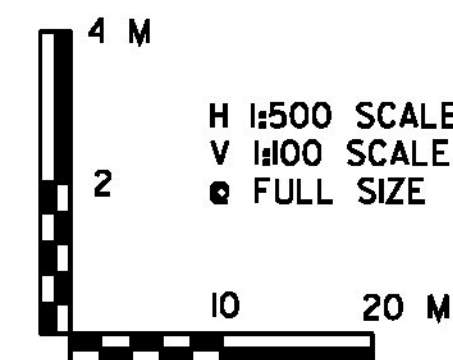
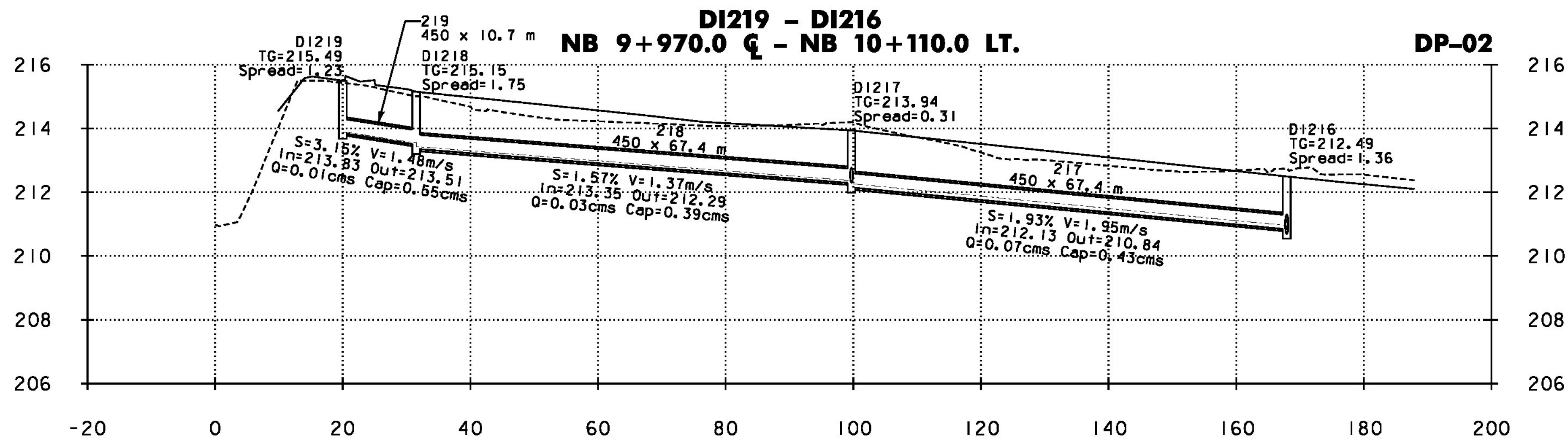
DI225 - DI216
WB 9+880.0 RT. - NB 10+110.0 LT.

DP-01, DP-02



DI219 - DI216
NB 9+970.0 CL - NB 10+110.0 LT.

DP-02



SYSTEM 2



PROJECT NAME:	BENNINGTON
PROJECT NUMBER:	NH 019-1(54)
FILE NAME:	... \plot_files\vd307c4drn.pro.ptf
DESIGN SUPERVISOR:	GREG EDWARDS
DESIGNED BY:	MARC FOISY
DRAINAGE PROFILE SHEET	DPRO-04
PLOT DATE:	1/26/2010
DRAWN BY:	STANTEC
CHECKED BY:	GARY SANTY
SHEET	142 OF 468

1/26/2010 4:46:00 PM v:\b3\active\19531002\transportation\drainage\contract\4\blot_files\vd307c4drn.pro.ptf