

REMOVAL AND DISPOSAL OF GUARDRAIL

STA. NB 9+832.7, 8.8m RT. - STA. NB 9+871.2, 5.7m RT.
 STA. SB 9+970.0, 2.3m LT. - STA. SB 10+072.1, 2.2m LT.
 STA. SB 9+970.0, 5.6m RT. - STA. SB 10+074.1, 5.8m RT.

STEEL BEAM GUARDRAIL, GALVANIZED

STA. NB 9+790.0, 6.0m RT. - STA. NB 9+862.3, 6.0m RT.
 STA. NB 9+856.5, 11.2m LT. - STA. NB 9+865.5, 11.2m LT.
 STA. NB 9+965.3, 5.8m RT. - STA. NB 9+970.0, 5.8m RT.
 STA. SB 9+970.0, 1.8m LT. - STA. SB 10+151.2, 1.8m LT.
 STA. F 1+110.0, 6.6m LT. - STA. F 1+220.0, 6.6m LT.
 STA. F 1+415.8, 1.8m RT. - STA. F 1+460.0, 1.8m RT.
 STA. U 1+258.4, 6.0m LT. - STA. U 1+370.0, 6.0m LT.

BITUMINOUS CONCRETE CURB, TYPE A

STA. NB 9+790.0, 6.0m RT. - STA. NB 9+862.3, 6.0m RT.
 STA. NB 9+856.5, 11.2m LT. - STA. NB 9+865.5, 11.2m LT.
 STA. NB 9+965.3, 5.8m RT. - STA. NB 9+970.0, 5.8m RT.
 STA. SB 9+970.0, 1.8m LT. - STA. SB 10+151.2, 1.8m LT.
 STA. F 1+110.0, 6.6m LT. - STA. F 1+220.0, 6.6m LT.
 STA. F 1+415.8, 1.8m RT. - STA. F 1+460.0, 1.8m RT.

MANUFACTURED TERMINAL SECTION, FLARED

STA. SB 10+151.2, 1.8m LT. - STA. SB 10+162.6, 1.8m LT.
 STA. F 1+404.4, 1.8m RT. - STA. F 1+415.8, 1.8m RT.
 STA. U 1+247.0, 6.0m LT. - STA. U 1+258.4, 6.0m LT.

REMOVING AND RESETTING CURB

STA. NB 9+790.0, 5.1m LT. - STA. NB 9+883.2, 5.1m LT.
 STA. NB 9+790.0, 0.3m LT. - STA. NB 9+883.2, 0.3m LT.
 STA. NB 9+941.8, 5.1m LT. - STA. NB 9+970.0, 5.1m LT.
 STA. NB 9+941.8, 0.3m LT. - STA. NB 9+970.0, 0.3m LT.

PROJECT DEMARCATION FENCE

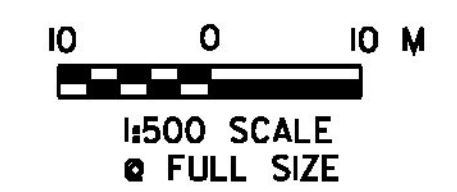
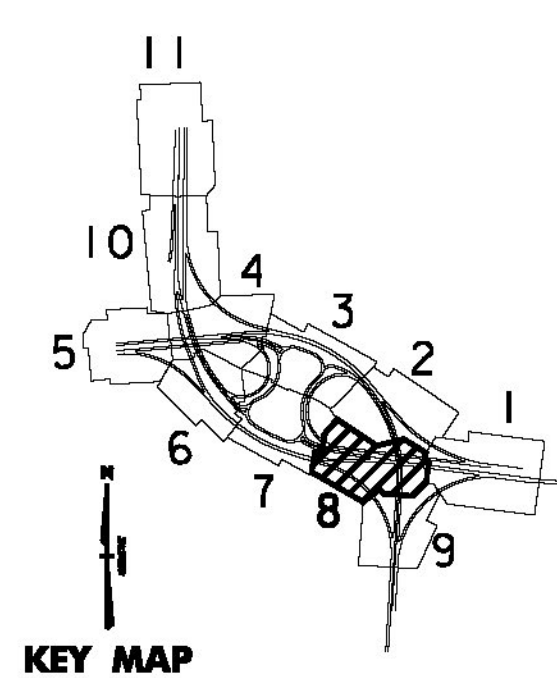
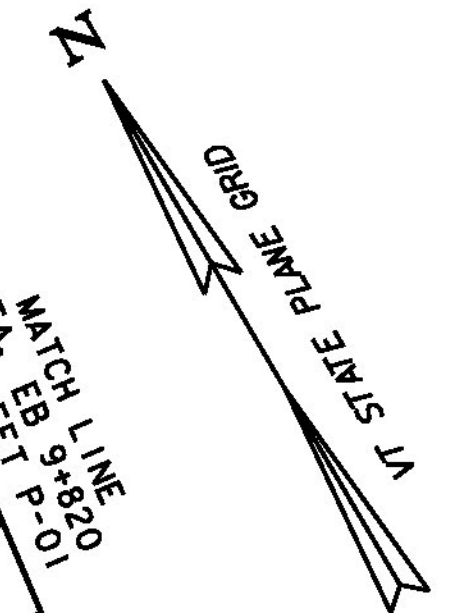
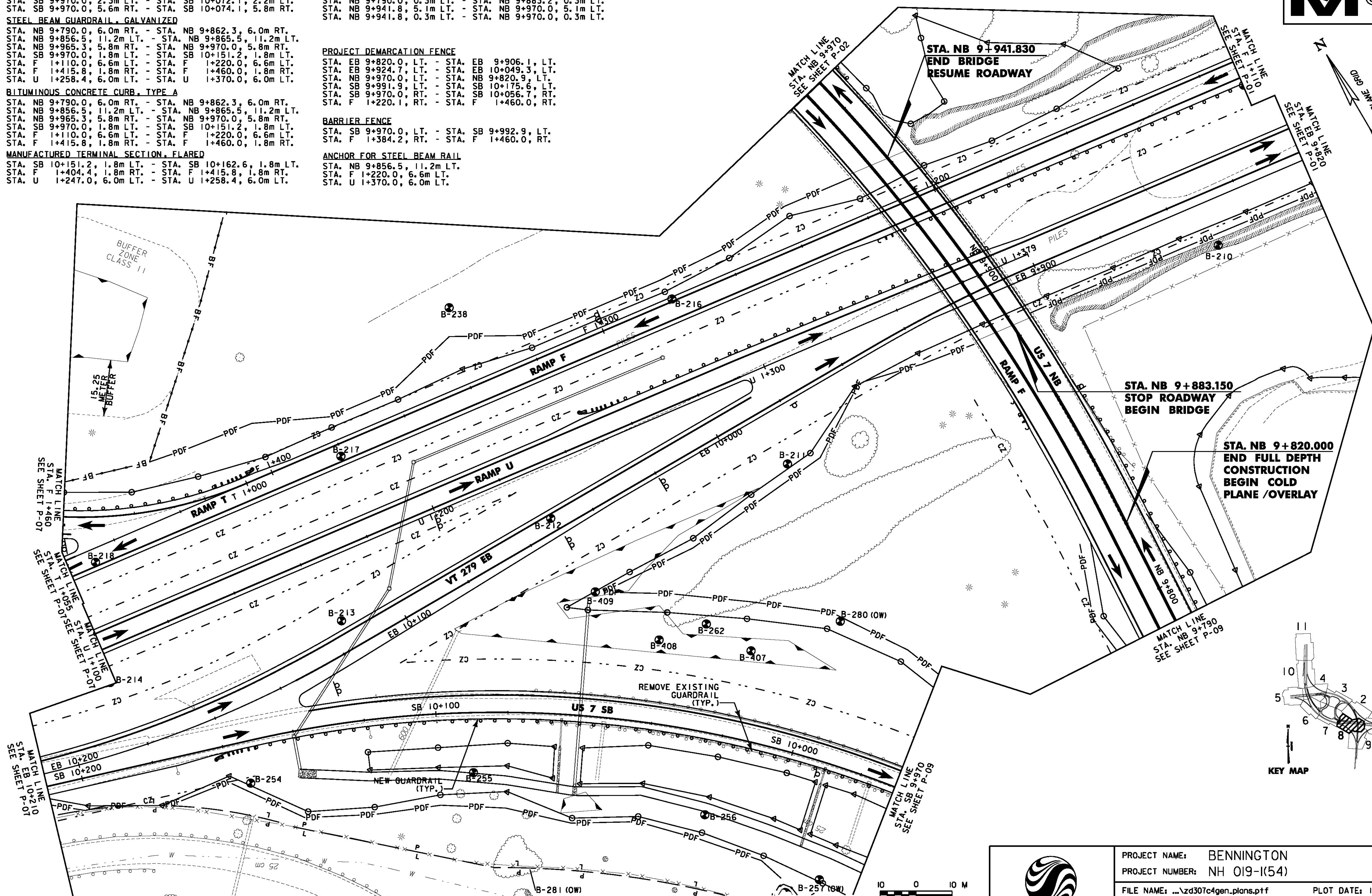
STA. EB 9+820.0, LT. - STA. EB 9+906.1, LT.
 STA. EB 9+924.7, LT. - STA. EB 10+049.3, LT.
 STA. NB 9+970.0, LT. - STA. NB 9+820.9, LT.
 STA. SB 9+991.9, LT. - STA. SB 10+175.6, LT.
 STA. SB 9+970.0, RT. - STA. SB 10+056.7, RT.
 STA. F 1+220.1, RT. - STA. F 1+460.0, RT.

BARRIER FENCE

STA. SB 9+970.0, LT. - STA. SB 9+992.9, LT.
 STA. F 1+384.2, RT. - STA. F 1+460.0, RT.

ANCHOR FOR STEEL BEAM RAIL

STA. NB 9+856.5, 11.2m LT.
 STA. F 1+220.0, 6.6m LT.
 STA. U 1+370.0, 6.0m LT.



PROJECT NAME:	BENNINGTON	PLOT DATE:	1/26/2010
PROJECT NUMBER:	NH 019-1(54)	DRAWN BY:	STANTEC
FILE NAME:	...z307c4gen.plans.pxf	CHECKED BY:	GARY SANTY
DESIGN SUPERVISOR:	GREG EDWARDS	GENERAL PLAN P-08	SHEET 123 OF 468
DESIGNED BY:	MARC FOISY		

1/26/2010 4:48:18 PM V:\953\cvt\1ve\953\002\transportation\gen\plans\gen\plans.pxf