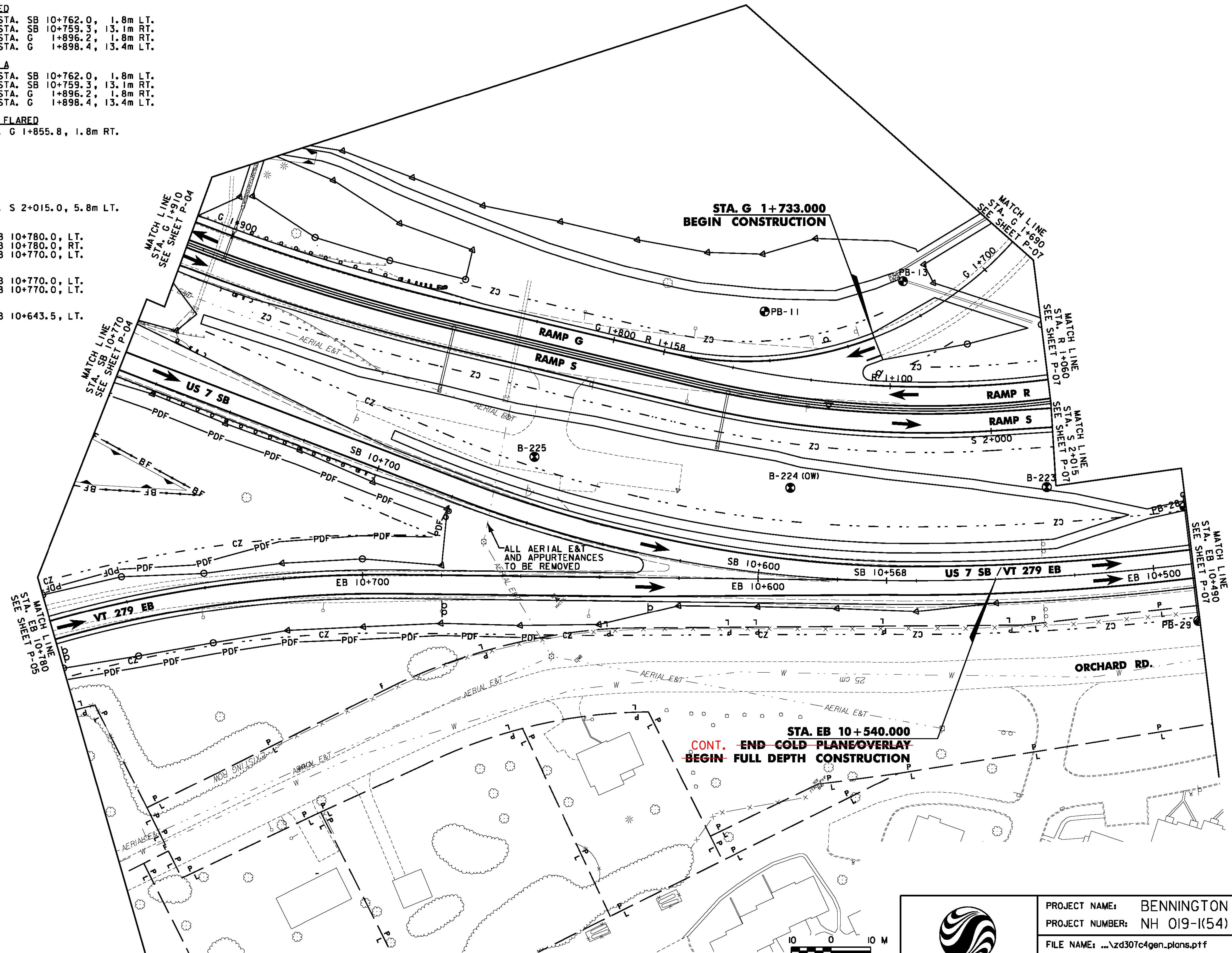


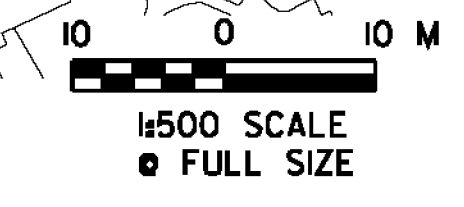
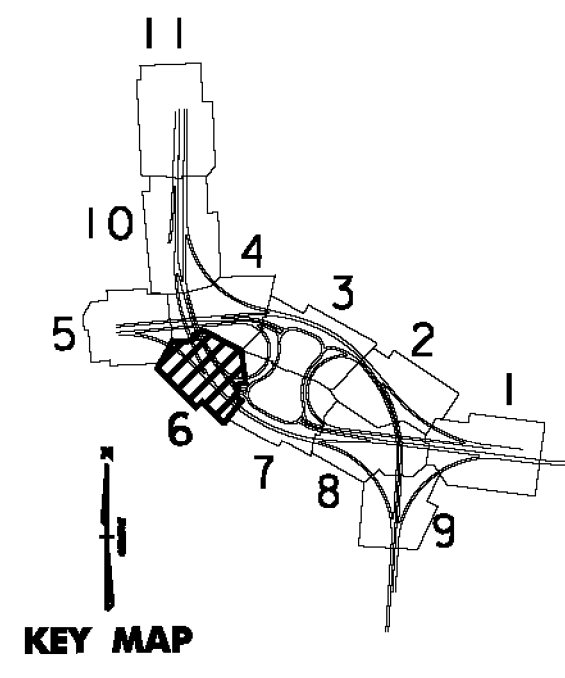
**REMOVING AND RESETTING FENCE**  
 STA. SB 10+553.9, LT. - STA. EB 10+643.5, LT.  
**CONCRETE MEDIAN BARRIER**  
 STA. G 1+905.7, 5.8m LT. - STA. S 2+015.0, 5.8m LT.  
**PROJECT DEMARCATION FENCE**  
 STA. EB 10+652.2, LT. - STA. EB 10+780.0, LT.  
 STA. EB 10+677.4, RT. - STA. EB 10+780.0, RT.  
 STA. SB 10+677.6, LT. - STA. SB 10+770.0, LT.  
**BARRIER FENCE**  
 STA. SB 10+738.7, LT. - STA. SB 10+770.0, LT.  
 STA. EB 10+737.0, RT. - STA. SB 10+770.0, LT.  
**ANCHOR FOR STEEL BEAM RAIL**  
 STA. SB 10+700.0, 1.8m LT.  
 STA. SB 10+750.9, 10.7m RT.  
 STA. G 1+890.2, 13.4m LT.  
**MANUFACTURED TERMINAL SECTION, FLARED**  
 STA. G 1+844.4, 1.8m RT. - STA. G 1+855.8, 1.8m RT.  
**STEEL BEAM GUARDRAIL, GALVANIZED**  
 STA. SB 10+700.0, 1.8m LT. - STA. SB 10+762.0, 1.8m LT.  
 STA. SB 10+750.9, 10.7m RT. - STA. SB 10+759.3, 13.1m RT.  
 STA. G 1+855.8, 1.8m RT. - STA. G 1+896.2, 1.8m RT.  
 STA. G 1+890.2, 13.4m LT. - STA. G 1+898.4, 13.4m LT.  
**BITUMINOUS CONCRETE CURB, TYPE A**  
 STA. SB 10+700.0, 1.8m LT. - STA. SB 10+762.0, 1.8m LT.  
 STA. SB 10+750.9, 10.7m RT. - STA. SB 10+759.3, 13.1m RT.  
 STA. G 1+855.8, 1.8m RT. - STA. G 1+896.2, 1.8m RT.  
 STA. G 1+890.2, 13.4m LT. - STA. G 1+898.4, 13.4m LT.

**SPECIAL PROVISION (DISPOSAL OF UTILITY TRANSFORMER APPURTENANCES)**  
 STA. EB 10+668, RT.



**STA. G 1+733.000  
 BEGIN CONSTRUCTION**

**STA. EB 10+540.000  
 CONT. END COLD PLANE/OVERLAY  
 BEGIN FULL DEPTH CONSTRUCTION**



PROJECT NAME: BENNINGTON	PLOT DATE: 3/16/2010
PROJECT NUMBER: NH 019-(K54)	DRAWN BY: STANTEC
FILE NAME: ...z307c4gen_plans.ptf	CHECKED BY: GARY SANTY
DESIGN SUPERVISOR: GREG EDWARDS	SHEET 121 OF 468
DESIGNED BY: MARC FOISY	
GENERAL PLAN P-06	

3/16/2010 3:42:24 PM v:\1953\get\live\19530002\transportation\dr\awing\com\tr\cst\_4\p01 - files\z307c4gen\_plans.ptf