

PROJECT DEMARCATION FENCE
 STA. WB 9+880.0, RT. - STA. WB 10+180.0, RT.

BARRIER FENCE
 STA. NB 10+095.3, LT. - STA. F 1+830.0, RT.
 STA. WB 10+193.9, RT. - STA. WB 10+210.0, RT.

REMOVING AND RESETTING CURB
 STA. NB 9+970.0, 0.3m LT. - WB 10+210.0, 3.9m LT.
 STA. NB 9+970.0, 5.1m LT. - WB 10+210.0, 9.0m LT.
 STA. WB 10+152.0, 3.9m LT. - WB 10+205.0, 3.9m LT. (TRAFFIC CTRL)

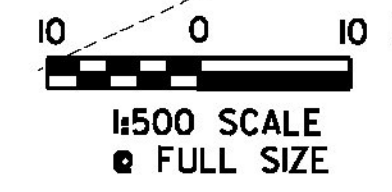
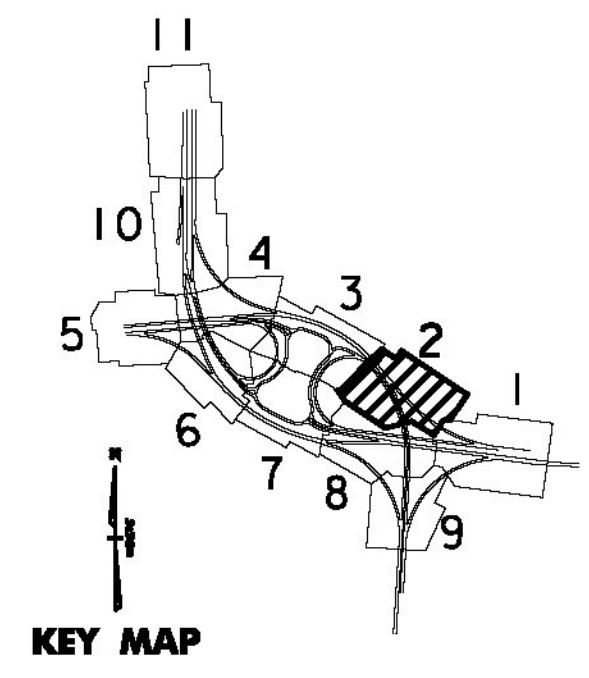
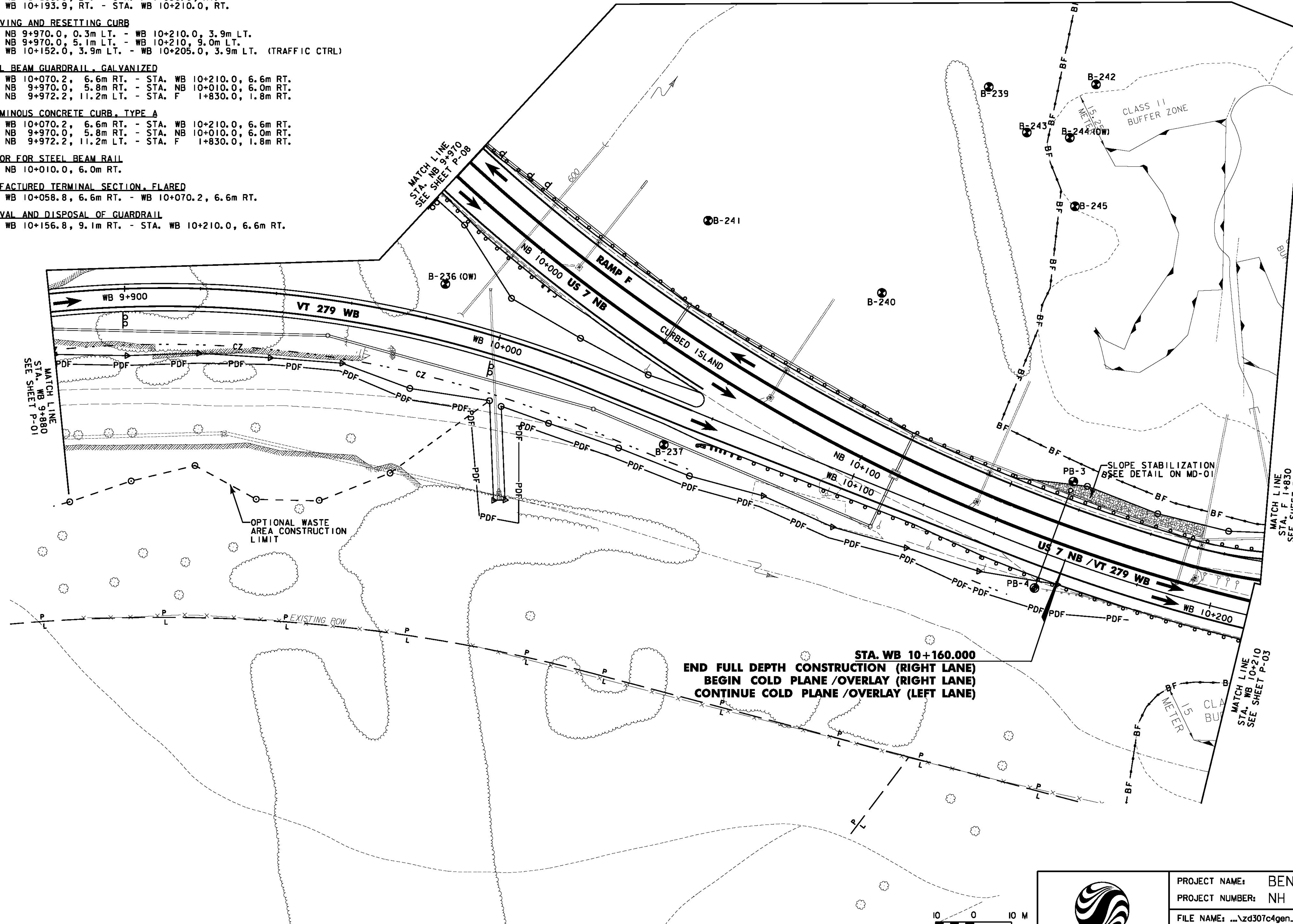
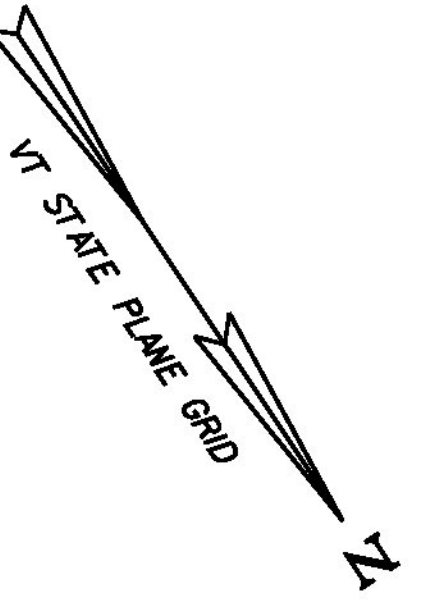
STEEL BEAM GUARDRAIL, GALVANIZED
 STA. WB 10+070.2, 6.6m RT. - STA. WB 10+210.0, 6.6m RT.
 STA. NB 9+970.0, 5.8m RT. - STA. NB 10+010.0, 6.0m RT.
 STA. NB 9+972.2, 11.2m LT. - STA. F 1+830.0, 1.8m RT.

BITUMINOUS CONCRETE CURB, TYPE A
 STA. WB 10+070.2, 6.6m RT. - STA. WB 10+210.0, 6.6m RT.
 STA. NB 9+970.0, 5.8m RT. - STA. NB 10+010.0, 6.0m RT.
 STA. NB 9+972.2, 11.2m LT. - STA. F 1+830.0, 1.8m RT.

ANCHOR FOR STEEL BEAM RAIL
 STA. NB 10+010.0, 6.0m RT.

MANUFACTURED TERMINAL SECTION, FLARED
 STA. WB 10+058.8, 6.6m RT. - WB 10+070.2, 6.6m RT.

REMOVAL AND DISPOSAL OF GUARDRAIL
 STA. WB 10+156.8, 9.1m RT. - STA. WB 10+210.0, 6.6m RT.



PROJECT NAME:	BENNINGTON	PLOT DATE:	1/26/2010
PROJECT NUMBER:	NH 019-1(54)	DRAWN BY:	STANTEC
FILE NAME:	...z307c4gen_plans.p1f	CHECKED BY:	GARY SANTY
DESIGN SUPERVISOR:	GREG EDWARDS	GENERAL PLAN P-02	SHEET 117 OF 468
DESIGNED BY:	MARC FOISY		

1/26/2010 4:48:07 PM v:\953\active\9531002\transportation\gen_plans\constr.ctb...files\z307c4gen_plans.p1f