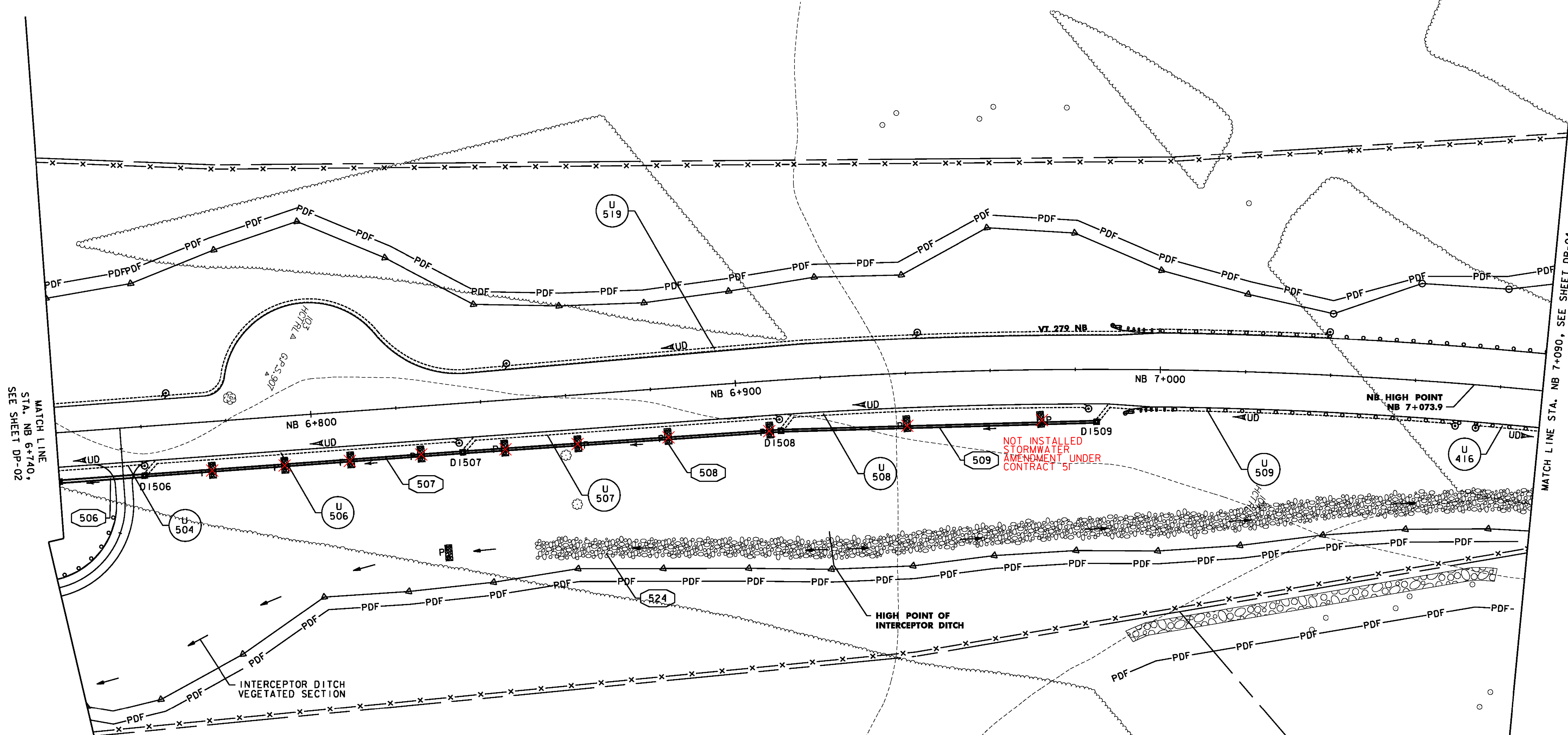
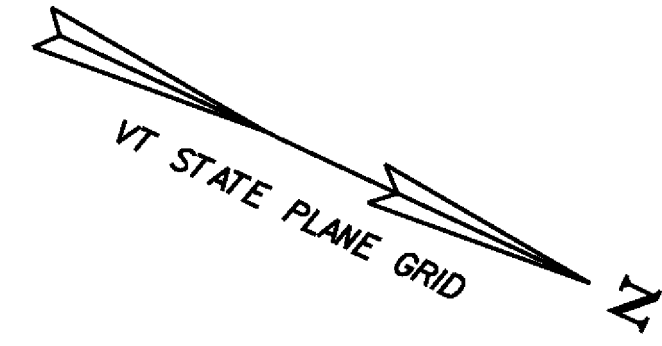


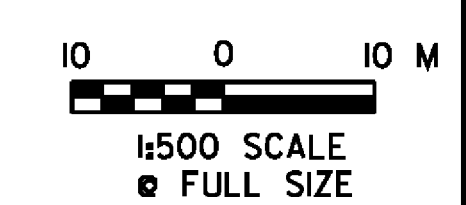
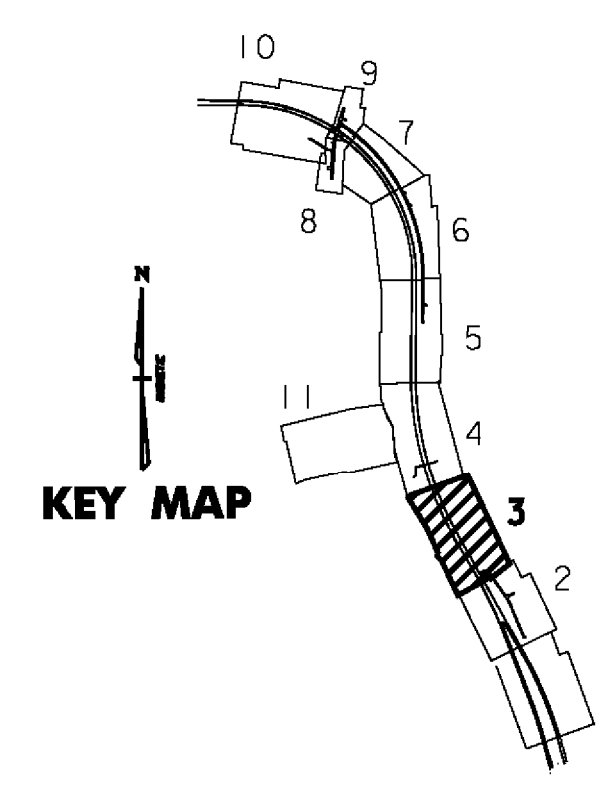
NEW DRAINAGE STRUCTURES			NEW DRAINAGE PIPES		
STRUCTURE #	LOCATION	COMMENTS	PIPE #	LOCATION	COMMENTS
D1506	NB 6+760.0 RT	TYPE A GRATE	506	NB 6+740.0 - NB 6+760.0 RT	600 X 19.4 m PIPE OPTION 3
D1507	NB 6+835.0 RT	TYPE A GRATE	507	NB 6+760.0 - NB 6+835.0 RT	600 X 74.4 m PIPE OPTION 3
D1508	NB 6+910.0 RT	TYPE A GRATE	508	NB 6+835.0 - NB 6+910.0 RT	450 X 74.4 m PIPE OPTION 3
D1509	NB 6+985.0 RT	TYPE A GRATE	509	NB 6+910.0 - NB 6+985.0 RT	450 X 73.6 m CPEP (SL)

~~PERMANENT STONE CHECK DAMS, TYPE 1  
 STA. NB 6+775.161, 11.4m RT. STA. NB 6+970.930, 11.7m RT.  
 STA. NB 6+829.242, 34.8m RT.~~



- NOTES:**
- PIPE STATIONING REFLECTS BREAKS AT SHEET MATCHLINES. PIPE LENGTHS REFLECT ACTUAL PIPE SEGMENTS & MATCH THE SUMMARY SHEETS.
  - SEE STORMWATER MANAGEMENT DETAIL SHEET SWM-1 FOR DIMENSIONS AND CONSTRUCTION DETAILS FOR INTERCEPTOR DITCH. EXCAVATION FOR INTERCEPTOR DITCH SHALL BE PAID FOR UNDER ITEM 204.20 (TRENCH EXCAVATION).

- U 504 SEE DP-02 FOR STATIONING AND LENGTH FLUSHING BASIN AT 6+760.0, RT.
- U 506 CONST. @ NB 6+760.0 - NB 6+835.0, RT. NEW 150 mm x 69.0 m UND. W/FLUSHING BASIN @ NB 6+834.0, RT.
- U 507 CONST. @ NB 6+835.0 - NB 6+910.0, RT. NEW 150 mm x 69.0 m UND. W/FLUSHING BASIN @ NB 6+910.0, RT.
- U 508 CONST. @ NB 6+910.0 - NB 6+985.0, RT. NEW 150 mm x 68.5 m UND. W/FLUSHING BASIN @ NB 6+983.0, RT.
- U 509 CONST. @ NB 6+985.0 - NB 7+070.0, RT. NEW 150 mm x 81.0 m UND. W/FLUSHING BASIN @ NB 7+070.0, RT.
- U 519 SEE DP-02 FOR STATIONING AND LENGTH FLUSHING BASINS @ NB 6+766.3, LT., NB 6+846.7, LT., NB 6+943.2, LT., NB 7+040.0 LT., 6+670 LT.
- U 416 CONST. @ NB 7+075.0 - NB 7+130, RT. NEW 150 mm x 54.8 m UND. W/FLUSHING BASIN @ 7+075.0, RT. NEW 150 x 10 m CARRIER PIPE FOR OUTLET



**VERMONT AGENCY OF TRANSPORTATION**



PROJECT NAME: BENNINGTON  
 PROJECT NUMBER: AC NH 019-1(52)  
 FILE NAME: ...plot.files\zd307c2dp03.ppf PLOT DATE: 5/16/2011  
 DESIGN SUPERVISOR: GREG EDWARDS DRAWN BY: STANTEC  
 DESIGNED BY: MARC FOISY CHECKED BY: GARY SANTY  
**DRAINAGE PLAN DP-03** SHEET 83 OF 267