

**WOVEN WIRE FENCE WITH STEEL POSTS**  
 STA. NB 8+090.000, 54.0m LT. - STA. NB 8+305.480, 53.4m LT.

**PROJECT DEMARCATION FENCE**  
 STA. NB 8+090.000, 19.0m LT. - STA. NB 8+247.000, 114.0m LT.  
 STA. QR 1+510.000, 12.7m RT. - STA. QR 1+745.000, 15.1m RT.

**CHAIN-LINK FENCE, 1.8 M**  
 STA. QR 1+510.000, 7.4m LT. - STA. QR 1+750.000, 7.4m LT.

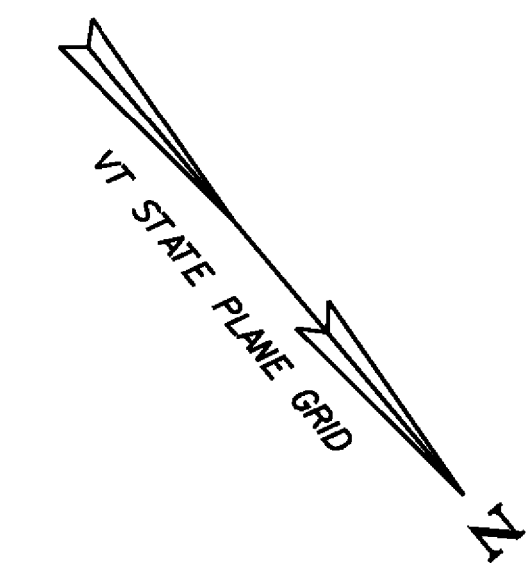
**BITUMINOUS CONCRETE CURB, TYPE A**  
 STA. NB 8+201.015, 8.7m LT. - STA. NB 8+307.394, 8.7m LT.  
 220.000 310

**MANUFACTURED TERMINAL SECTION, FLARED**  
 STA. NB 8+135.029, 6.6m RT.  
 STA. NB 8+197.169, 8.7m LT.  
 218.000

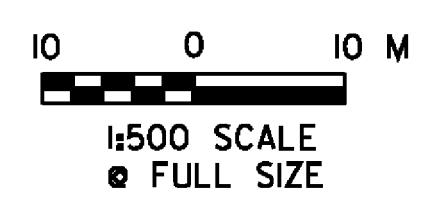
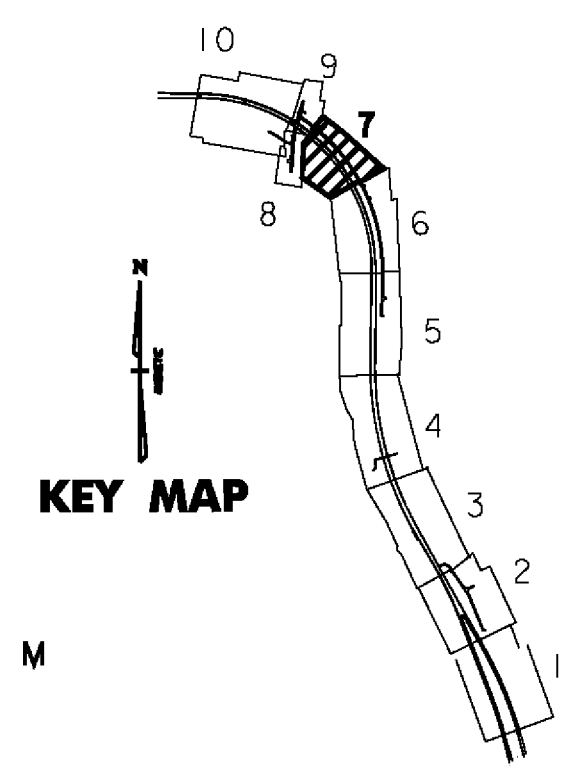
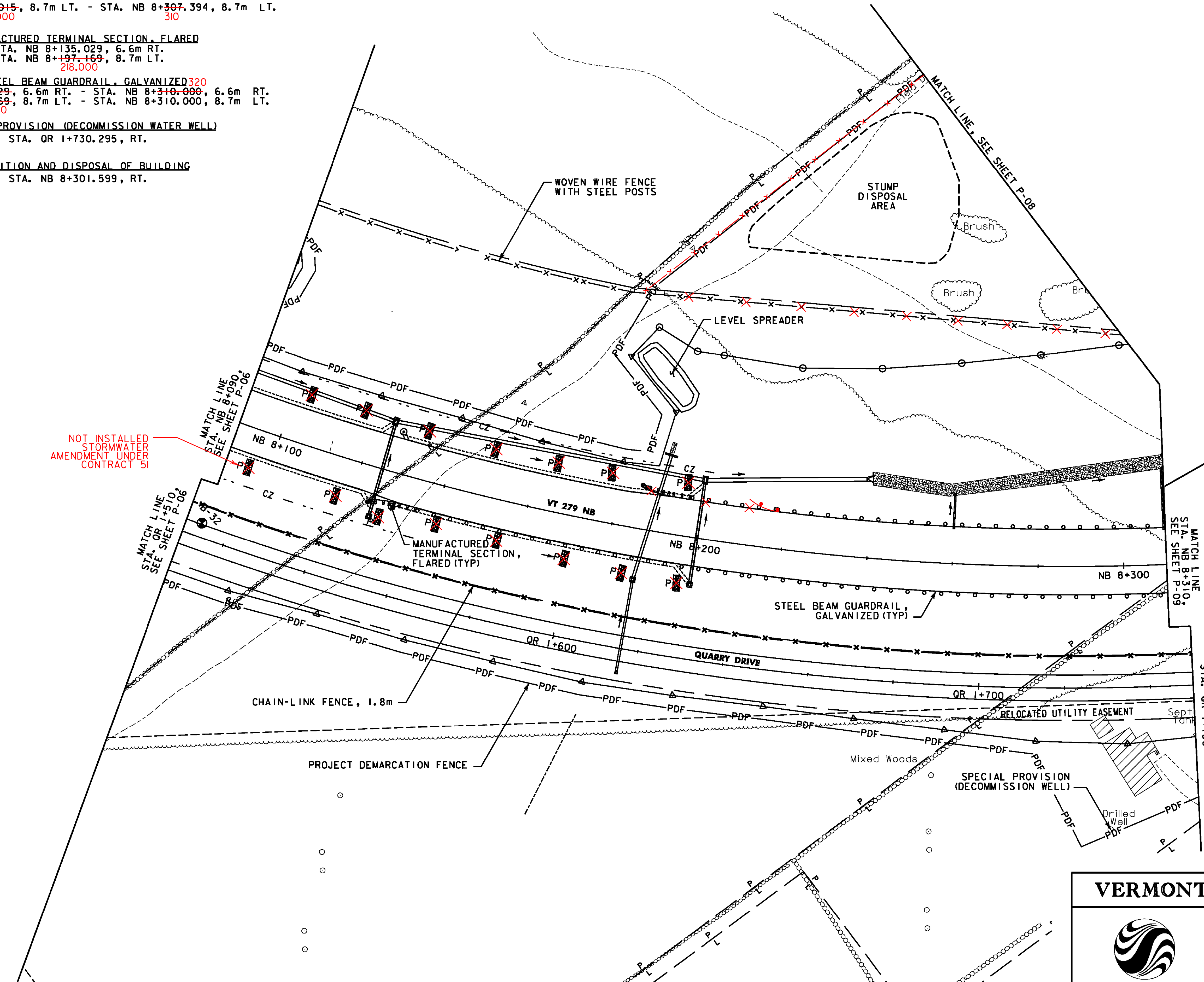
**136 STEEL BEAM GUARDRAIL, GALVANIZED 320**  
 STA. NB 8+135.029, 6.6m RT. - STA. NB 8+310.000, 6.6m RT.  
 STA. NB 8+197.169, 8.7m LT. - STA. NB 8+310.000, 8.7m LT.  
 218.000

**SPECIAL PROVISION (DECOMMISSION WATER WELL)**  
 STA. QR 1+730.295, RT.

**DEMOLITION AND DISPOSAL OF BUILDING**  
 STA. NB 8+301.599, RT.



NOT INSTALLED  
 STORMWATER  
 AMENDMENT UNDER  
 CONTRACT 51



**VERMONT AGENCY OF TRANSPORTATION**



PROJECT NAME: BENNINGTON  
 PROJECT NUMBER: AC NH 019-1(52)  
 FILE NAME: ...plot.files\zd307c2p07.ptf PLOT DATE: 5/16/2011  
 DESIGN SUPERVISOR: GREG EDWARDS DRAWN BY: STANTEC  
 DESIGNED BY: MARC FOISY CHECKED BY: GARY SANTY  
 GENERAL PLAN P-07 SHEET 77 OF 267

V:\1953\active\19530002\transportation\dr\working\contract\_2\plot\_files\zd307c2p07a.ptf