

WOVEN WIRE FENCE WITH STEEL POSTS
 STA. NB 7+780.000, 54.0m LT. - STA. NB 8+090.000, 54.0m LT.

PROJECT DEMARCATION FENCE
 STA. NB 7+780.000, 52.4m LT. - STA. NB 8+090.000, 46.2m LT.
 STA. NB 8+046.000, 17.0m LT. - STA. NB 8+090.000, 46.0m LT.
 STA. NB 8+046.000, 17.0m LT. - STA. NB 8+090.000, 28.0m LT.
 STA. QR 1+190.000, 16.0m RT. - STA. QR 1+427.000, 12.0m RT.
 STA. QR 1+442.000, 12.8m RT. - STA. QR 1+475.000, 11.8m RT.
 STA. QR 1+487.000, 12.6m RT. - STA. QR 1+510.000, 12.7m RT.

REMOVAL OF EXISTING FENCE
 STA. NB 7+940.000, 40.0m RT. - STA. NB 7+970.048, 54.0m LT.

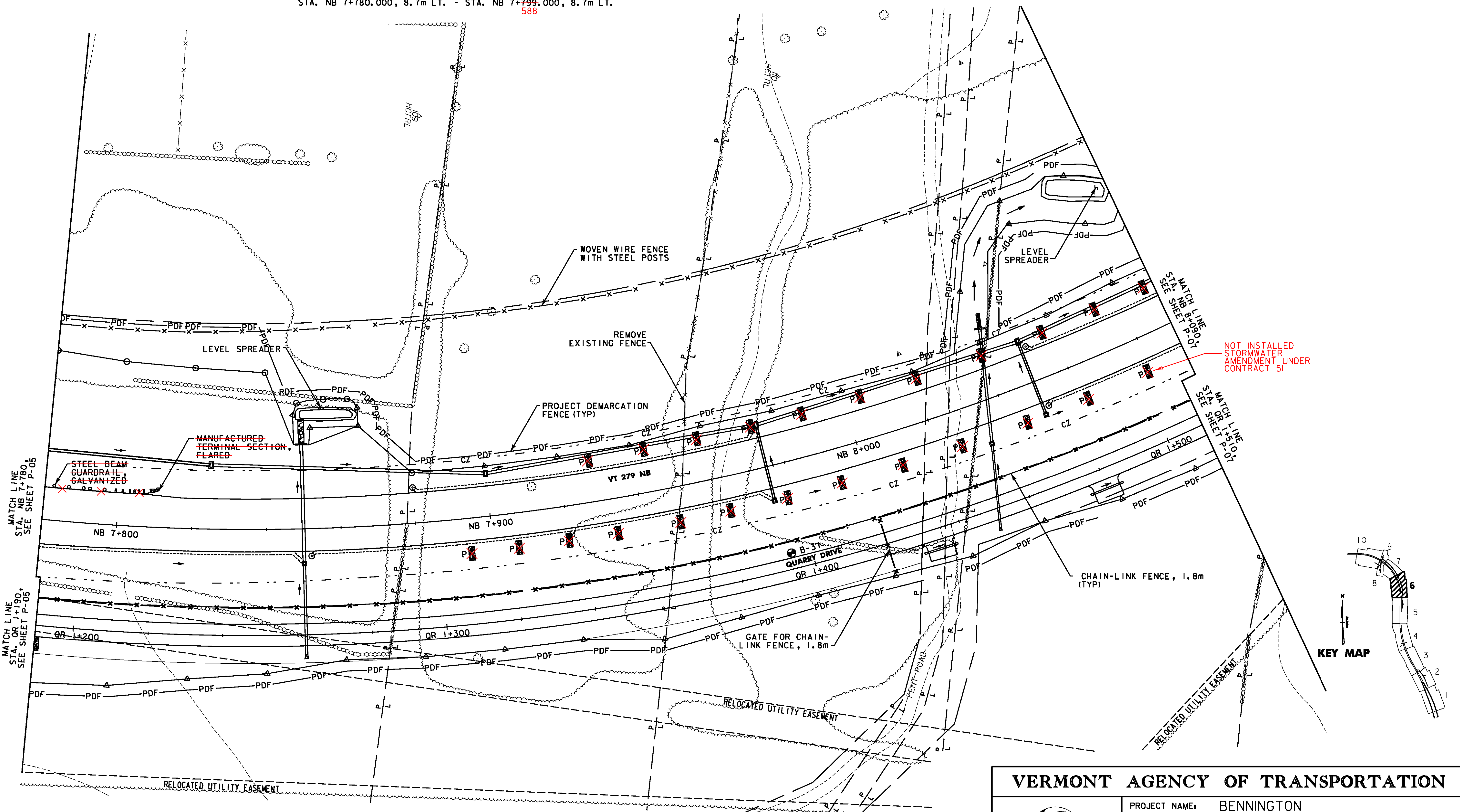
CONSTRUCT DRIVE
 STA. OR 1+433.342, RT (7.2m GRAVEL)
 STA. OR 1+480.047, RT (7.2m GRAVEL)

GATE FOR CHAIN-LINK FENCE, 1.8m
 STA. OR 1+420, 3.0m LT - 3.0m RT

MANUFACTURED TERMINAL SECTION, FLARED
 STA. NB 7+799.000, 8.7m LT.
 7+588.000

STEEL BEAM GUARDRAIL, GALVANIZED
 STA. NB 7+780.000, 8.7m LT. - STA. NB 7+799.000, 8.7m LT.
 588

CHAIN-LINK FENCE, 1.8 M
 STA. OR 1+190.000, 7.4m LT. - STA. OR 1+510.000, 7.4m LT.
 STA. OR 1+420.000, 3.0m LT. - 7.4m LT.
 STA. OR 1+420.000, 3.0m RT. - 8.9m RT.



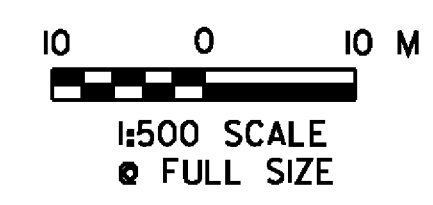
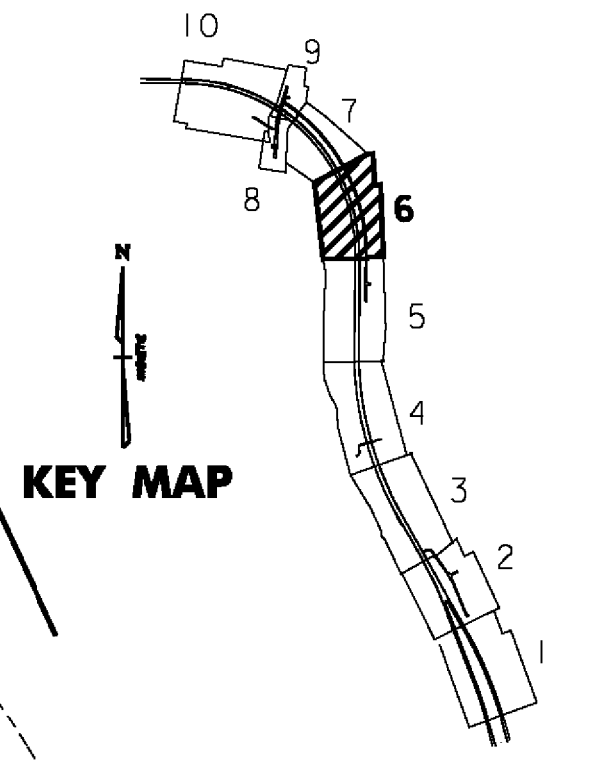
NOT INSTALLED
 STORMWATER
 AMENDMENT UNDER
 CONTRACT 51

MATCH LINE
 STA. NB 7+780,
 SEE SHEET P-05

MATCH LINE
 STA. OR 1+190,
 SEE SHEET P-05

MATCH LINE
 STA. NB 8+090,
 SEE SHEET P-07

MATCH LINE
 STA. OR 1+510,
 SEE SHEET P-07



VERMONT AGENCY OF TRANSPORTATION



PROJECT NAME:	BENNINGTON	FILE NAME:	...plot_files\zd307c2p06.prf	PLOT DATE:	5/16/2011
PROJECT NUMBER:	AC NH 019-1(52)	DESIGN SUPERVISOR:	GREG EDWARDS	DRAWN BY:	STANTEC
		DESIGNED BY:	MARC FOISY	CHECKED BY:	GARY SANTY
		GENERAL PLAN	P-06	SHEET	76 OF 267

V:\953\active\9530002\transportation\dr\dwg\con\tr\act_2\p06_1_files\zd307c2p06.prf