

WOVEN WIRE FENCE WITH STEEL POSTS
 STA. NB 6+740.000, 63.7m LT. - STA. NB 7+090.000, 59.8m LT.
 STA. NB 6+740.000, 70.7m RT. - STA. NB 7+090.000, 37.2m RT.

PROJECT DEMARCATION FENCE
 STA. NB 6+989.000, 72.7m RT. - STA. NB 7+088.000, 51.7m RT.
 STA. NB 6+740.000, 36.7m LT. - STA. NB 7+090.000, 29.2m LT.
 STA. NB 6+740.000, 69.6m RT. - STA. NB 7+090.000, 35.5m RT.

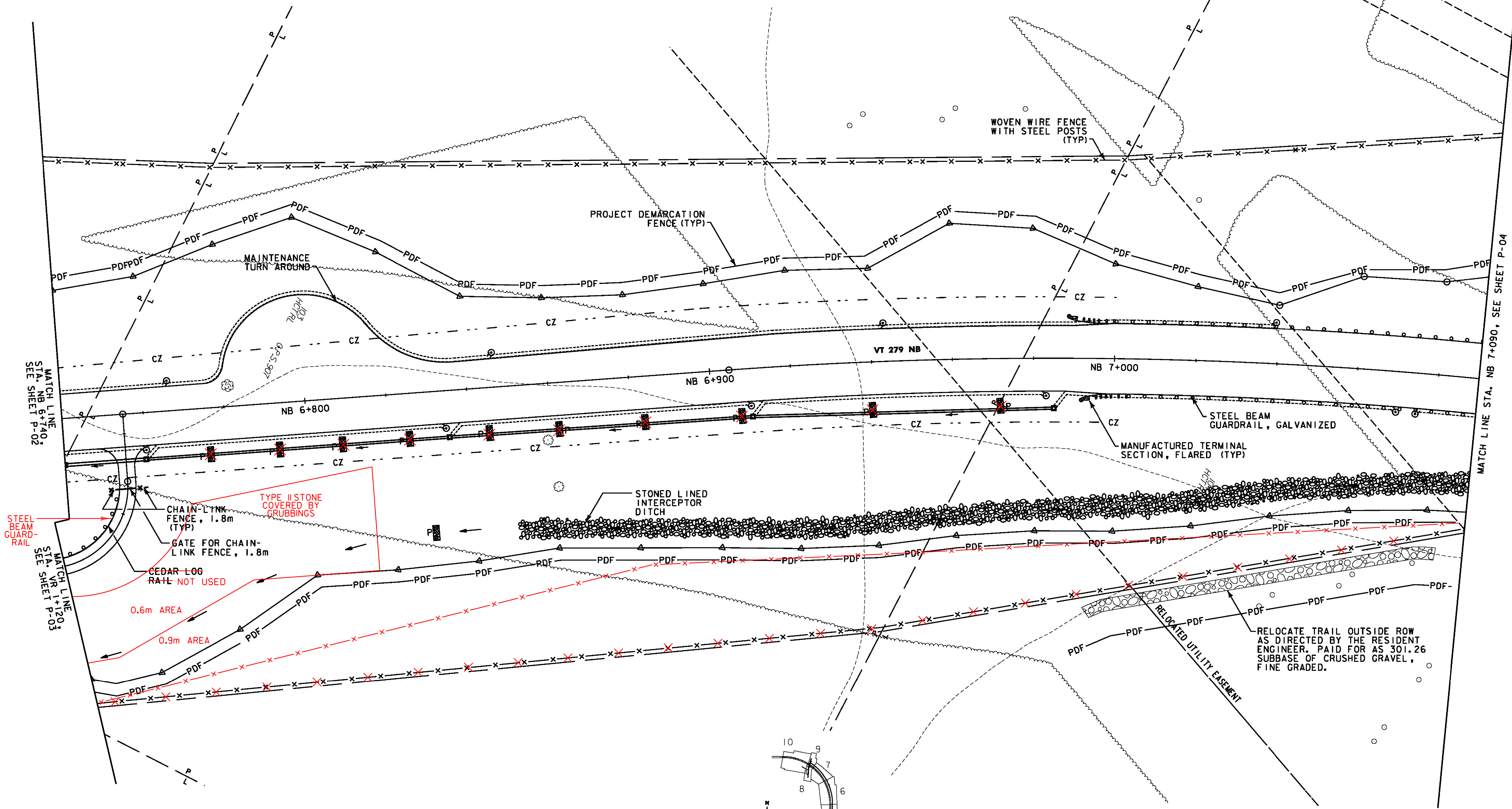
MANUFACTURED TERMINAL SECTION, FLARED
 STA. NB 7+000.000, 8.7m LT.
 STA. NB 7+003.249, 8.7m RT.

GATE FOR CHAIN-LINK FENCE, 1.8m
 STA. VR 1+146.442, 2.5m LT. TO 2.5m RT.

008 STEEL BEAM GUARDRAIL, GALVANIZED
 STA. NB 7+000.000, 8.7m LT. - STA. NB 7+090.000, 8.7m LT.
 STA. NB 7+003.249, 8.7m RT. - STA. NB 7+090.000, 8.7m RT.

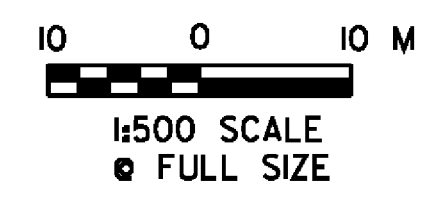
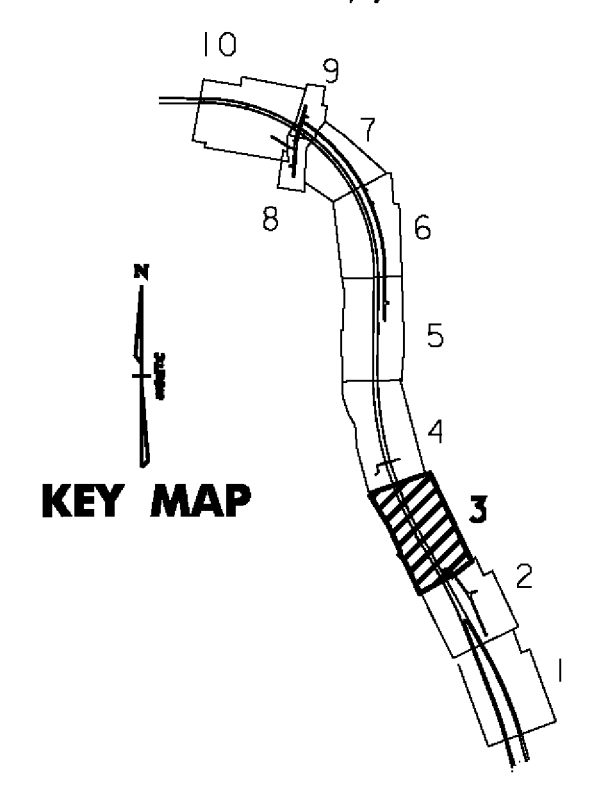
CHAIN-LINK FENCE, 1.8m
 STA. VR 1+146.442, 2.5m LT. TO 5.0m LT.
 STA. VR 1+146.442, 2.5m RT. TO 5.0m RT.

CEGAR LOG RAIL NOT USED
 STA. VR 1+120.000, 2.0m LT. - STA. VR 1+145.820, 2.0m RT.
STEEL BEAM GUARDRAIL



MATCH LINE
 STA. NB 6+740.000
 SEE SHEET P-02

MATCH LINE STA. NB 7+090.000, SEE SHEET P-04



VERMONT AGENCY OF TRANSPORTATION



PROJECT NAME:	BENNINGTON	PLOT DATE:	5/16/2011
PROJECT NUMBER:	AC NH 019-1(52)	DRAWN BY:	STANTEC
FILE NAME:	...plot_files\zd307c2p03.prf	DESIGNED BY:	GARY SANTY
DESIGN SUPERVISOR:	GREG EDWARDS	CHECKED BY:	GARY SANTY
DESIGNED BY:	MARC FOISY	SHEET	73 OF 267
GENERAL PLAN	P-03		

V:\953\active\9530002\transportation\vdrawing\con\tr\act\2\plot_files\zd307c2p03.prf