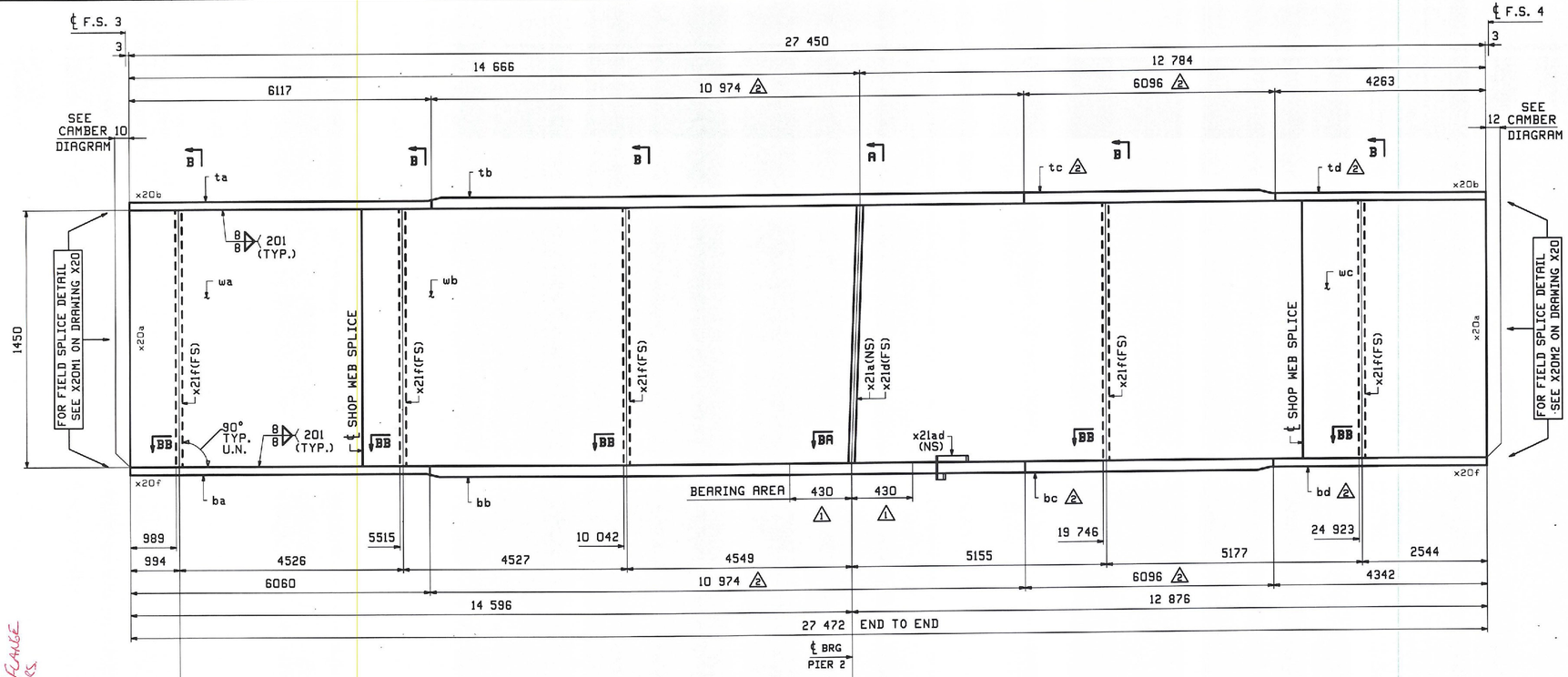

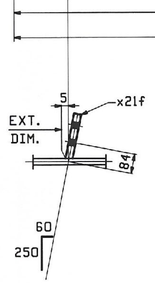

SECTION BB

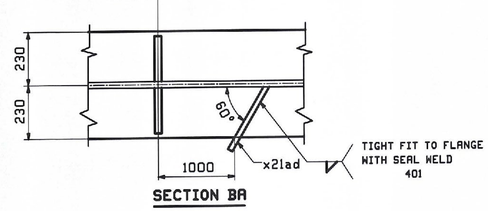

SECTION BA

NO WELD BETWEEN TOP FLANGE AND STIFFENERS AT THE PIERS. TIGHT FIT ONLY

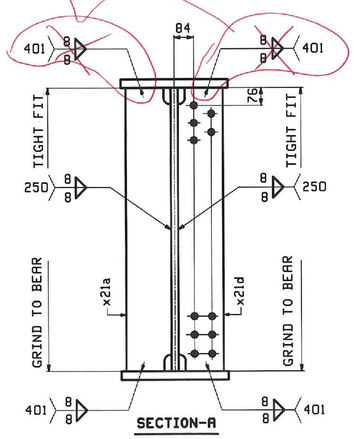

SECTION-A

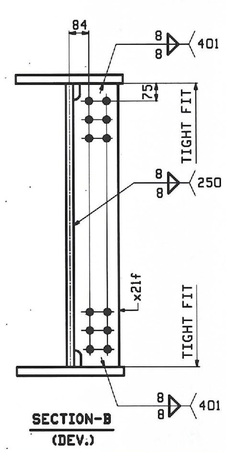

SECTION-B (DEV.)

ONE - GIRDER - 216G4D (DEV.)

FOR FIELD SPLICE DETAILS SEE SHT.X20.
FOR GIRDER STANDARDS SEE SHT.X21.
FOR CAMBER DIAGRAM SEE SHT.C202.
FOR FLANGE DIAGRAM SEE SHT.F204.
FOR GENERAL NOTES SEE SHT.GN1.

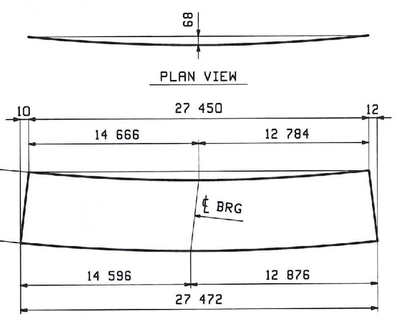

PLAN VIEW

DEV. ORIENTATION DIAGRAM
FOR CAMBER SEE DWG C202

ABM INFO		SHIP	BILL OF MATERIAL					JOB NO.	DRAWING NO.	REV.
								408-2	216	△2
PAGE	LINE	MARK	QTY	MARK	MATERIAL	LENGTH m	LENGTH mm	REMARKS	WT	PROCUREMENT NOTES
		216G4D	1		GIRDER				5959 kg 13183 lbs	
203	E		1	wa	PL 18x1450	5	347	M270M-345WT2 (H2-3)		
201	C		1	wb	PL 18x1450	18	383	M270M-HPS485WT2 (P2-26)		
203	L		1	wc	PL 18x1450	3	742	M270M-345WT2 (H2-3)		
201	S		1	ta	PL 42x460	6	117	M270M-345WT2 (H2-3)		
△2 201	A		1	tb	PL 56x460	10	974	M270M-HPS485WT2 (P2-26)		
△2 201	B		1	tc	PL 56x460	6	096	M270M-HPS485WT2 (P2-26)		
△2 201	W		1	td	PL 42x460	4	263	M270M-345WT2 (H2-3)		
201	S		1	ba	PL 42x460	6	060	M270M-345WT2 (H2-3)		
△2 201	A		1	bb	PL 56x460	10	974	M270M-HPS485WT2 (P2-26)		
△2 201	B		1	bc	PL 56x460	6	096	M270M-HPS485WT2 (P2-26)		
△2 201	U		1	bd	PL 42x460	4	342	M270M-345WT2 (H2-3)		
204	B		1	x21a	PL 25x200	1	452	M270M-345WT2 (H2-3)		
204	B		1	x21d	PL 25x200	1	452	M270M-345WT2 (H2-3)		
204	C		5	x21f	PL 14x200	1	450	M270M-345WT2 (H2-3)		
204	E		1	x21ad	PL 6x106	0	308	DRIP BAR M270M-345W		

REV.	DATE	REMARKS	DWN	CHK	APVL	SHOP
△2	09/08	ADDED FLG SPLICE TO 56mm FLGS	EEO	DO	9-22-09	
△1	9/3	DIM. 375 TO 430	WR	DO		
0					9-4-09	

MATERIAL:	SURFACE PREP. & PAINT:	HOLES:	SHOP BOLTS:
AS NOTED		15/16"Ø	NONE

DESCRIPTION: GIRDER - 216G4D

CASCO BAY STEEL STRUCTURES, INC.
75 SPRING HILL ROAD SACO, MAINE 04072
PHONE (207) 282-7360 FAX. (207) 282-1179
TENSOR 2886-2

STRUCTURE:	RAMP D VT RTE 279 OVER WALLOOMSAC RIVER BRIDGE NO. B15N BENNINGTON COUNTY	DRAWN: WR	DATE: 07/13
		CHKD: DO	DATE: 08/17
LOCATION:	BENNINGTON, VERMONT	JOB NO.	DWG NO.
PROJ NO.	AC NH 019-1(51)	408-2	216
CUSTOMER:	KUBRICKY CONSTRUCTION		REV. △2

TVGA CONSULTANTS

☐ NO EXCEPTIONS TAKEN ☐ REJECTED
☒ FURNISH AS CORRECTED
☐ REVISE AND RESUBMIT

ENGINEER has reviewed Shop Drawings and Samples and other data which Contractor is required to submit, only for conformance with the information given in the Contract Documents and compatibility with the design concept of the completed Project as a functioning whole as indicated in the Contract Documents. Such reviews do not extend to means, methods, techniques, sequences or procedures of construction or to safety precautions and programs incident thereto. Such reviews do not extend to any LEED certification or accreditation. Contractor is responsible for dimensions to be confirmed and correlated at the job site, for information that pertains solely to the fabrication processes or to techniques of construction, and for coordination of the work of all trades.

BY: JM
DATE: 11-05-09

EEO Thu, Sep 10, 2009 03:59:02 PM /users/jdw/2886-2/216.1 Rev2