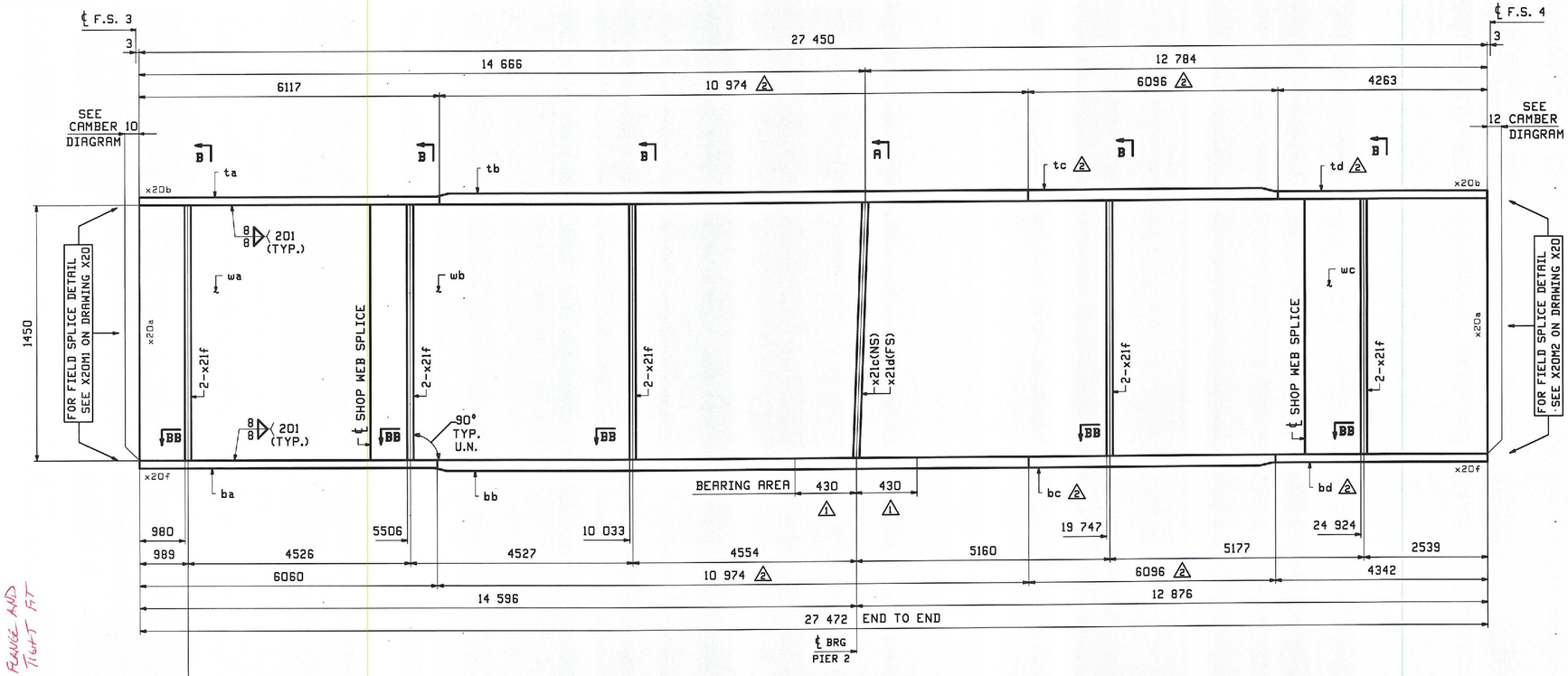

ONE - GIRDER - 215G3D (DEV.)

FOR FIELD SPLICE DETAILS SEE SHT.X20.
FOR GIRDER STANDARDS SEE SHT.X21.
FOR CAMBER DIAGRAM SEE SHT.C202.
FOR FLANGE DIAGRAM SEE SHT.F204.
FOR GENERAL NOTES SEE SHT.GN1.

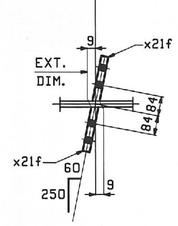

SECTION BB

No weld between top flange and stiffeners at trn. pkrs. Tight fit only.

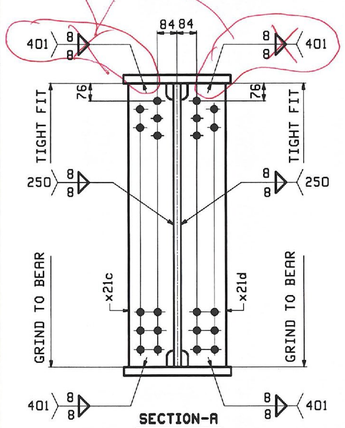

SECTION-A

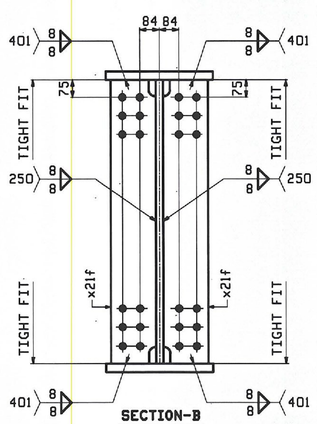

SECTION-B (DEV.)

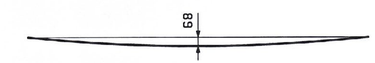

PLAN VIEW

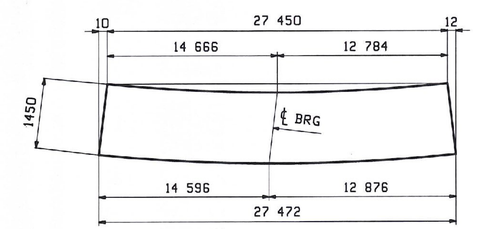

DEV. ORIENTATION DIAGRAM
FOR CAMBER SEE DWG C202

ABM INFO		SHIP	BILL OF MATERIAL					JOB NO. 408-2	DRAWING NO. 215	REV. 2
PAGE	LINE	MARK	QTY	MARK	MATERIAL	LENGTH m	LENGTH mm	REMARKS	WT	PROCUREMENT NOTES
		215G3D	1		GIRDER				18117 kg 39931 lb	
203	E		1	wa	PL 18x1450	5	347	M270M-345WT2 (H2-3)		
201	C		1	wb	PL 18x1450	18	383	M270M-HPS485WT2 (P2-26)		
203	L		1	wc	PL 18x1450	3	742	M270M-345WT2 (H2-3)		
201	S		1	ta	PL 42x460	6	117	M270M-345WT2 (H2-3)		
2 201	A		1	tb	PL 56x460	10	974	M270M-HPS485WT2 (P2-26)		
2 201	B		1	tc	PL 56x460	6	096	M270M-HPS485WT2 (P2-26)		
2 201	W		1	td	PL 42x460	4	263	M270M-345WT2 (H2-3)		
201	S		1	ba	PL 42x460	6	060	M270M-345WT2 (H2-3)		
2 201	A		1	bb	PL 56x460	10	974	M270M-HPS485WT2 (P2-26)		
2 201	B		1	bc	PL 56x460	6	096	M270M-HPS485WT2 (P2-26)		
2 201	U		1	bd	PL 42x460	4	342	M270M-345WT2 (H2-3)		
204	B		1	x21c	PL 25x200	1	452	M270M-345WT2 (H2-3)		
204	B		1	x21d	PL 25x200	1	452	M270M-345WT2 (H2-3)		
204	C		10	x21f	PL 14x200	1	450	M270M-345WT2 (H2-3)		

TVGA CONSULTANTS
☐ NO EXCEPTIONS TAKEN ☐ REJECTED
☒ FURNISH AS CORRECTED
☐ REVISE AND RESUBMIT
ENGINEER has reviewed Shop Drawings and Samples and other data which Contractor is required to submit, only for conformance with the information given in the Contract Documents and compatibility with the design concept of the completed Project as a functioning whole as indicated in the Contract Documents. Such reviews do not extend to means, methods, techniques, sequences or procedures of construction or to safety precautions and programs incident thereto. Such reviews do not extend to any LEED certification or accreditation. Contractor is responsible for dimensions to be confirmed and correlated at the job site, for fabrication processes or to techniques of construction, and for coordination of the work of all trades.
BY: JSM
DATE: 11-03-09

REV.	DATE	REMARKS	DWN	CHK	APVL	SHOP
2	09/08	ADDED FLG SPLICE TO 56mm FLGS	EEO	DO	9-22-09	
1	9/3	DIM. 375 TO 430	WR	DO		
0					9-4-09	

MATERIAL:	SURFACE PREP. & PAINT:	HOLES:	SHOP BOLTS:
AS NOTED	SEE DWG GN1	15/16"ø	NONE

DESCRIPTION: GIRDER - 215G3D

CASCO BAY STEEL STRUCTURES, INC.
75 SPRING HILL ROAD SACO, MAINE 04072
PHONE (207) 282-7360 FAX. (207) 282-1179
TENSOR 2886-2

STRUCTURE: RAMP D
VT RTE 279 OVER WALLOOMSAC RIVER
BRIDGE NO. B15N
BENNINGTON COUNTY

DRAWN: WR	DATE: 07/13		
CHKD: DO	DATE: 08/18		
LOCATION: BENNINGTON, VERMONT	JOB NO. 408-2	DWG NO. 215	
PROJ NO. AC NH 019-1(51)		REV. 2	
CUSTOMER: KUBRICKY CONSTRUCTION			

EEO Thu, Sep 10, 2009 03:38:33 PM /users/jobs/2886-2/215.1 Rev2