MK	QTY	DESCRIPTION
1A	8	PF-185
1sp1	8	SOLE PLATE
1ps1	8	PISTON
1pt1	8	POT PLATE
1ed1	8	ELASTOMERIC DISC
1br1	24	BRASS RING
1mp1	8	MASONRY PLATE
1FA	8	UNDERLAYMENT (*SL)
1B	32	ANCHOR ROD (*SL)
1C	32	HEX NUT (*SL)
1D	32	WASHER PLATE (*SL)

HLMR BEARING ASSEMBLY LOCATION & DESIGN INFORMATION (PF)

MK	QTY	STRUCTURE	BEARING TYPE	LOCATION	VERT. CAP	HORIZ. CAP	LONG MVMNT	TRANS MVMNT	ROTATION (RAD)	HEIGHT DESIGNED	HEIGHT IN. PLANS	DIFFERENCE IN PLANS	UNDERLAYMENT IN HEIGHT (Y/N)
1A	4	B15S & B15N	PF-185	RAMP A: ABUT 1	823.0 kN	88.0 kN	0	0	0.02	153.7	175.0	-21.3	NO
1A	4	B15S & B15N	PF-185	RAMP D: ABUT 1	823.0 kN	88.0 kN	0	0	0.02	153.7	178.0	-24.3	NO

ELASTOMERIC DISC SCHEDULE (PF)

ASSEM MK	PIECE MK	QTY	ELASTOMERIC DISC DIMENSIONS	ELASTOMER MATERIAL
1A	1ed1	8	15.9 X 209.6ø	Neoprene, 50+/-5 Duro Gr.3

BRASS RING SCHEDULE (PF)

ASSEM MK	PIECE MK	QTY	BRASS RING DIMENSIONS	BRASS MATERIAL
1A	1br1	24	2.4 X 9.5 X 209.6ø	B36 Half-Hard

'SR' ø CHART

ASSEM. MK	PIECE MK	TOTAL QTY	SR ROD ø
1B	1sr1	32	44.5

MAT'L: ASTM A307
COATING: ASTM A153

HEAVY HEX NUT

ASSEM. MK	PIECE MK	TOTAL QTY	NUT ø
1C	1hn1	32	44.5

MAT'L: ASTM A563-DH
OR A194-2H
COATING: ASTM A153

WASHER PLATE

ASSEM. MK	PIECE MK	TOTAL QTY	WASHER PLATE WASHER DIMENSIONS
1D	1wp1	32	15.0 X 76.2 X 76.2 W/ 46.0ø HOLE @ CTR

MAT'L: ASTM A36
COATING: ASTM A123

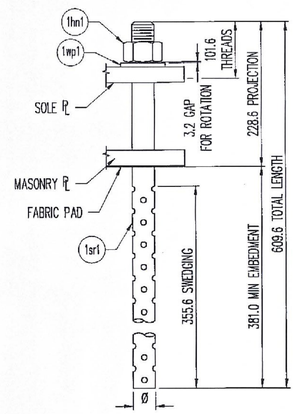

ANCHOR ROD DETAIL

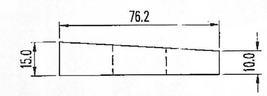

WASHER ℙ DETAIL

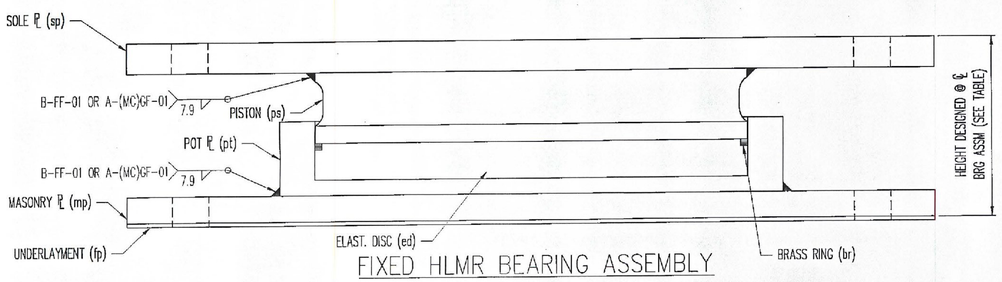

FIXED HLMR BEARING ASSEMBLY

TVGA CONSULTANTS

☒ NO EXCEPTIONS TAKEN ☐ REJECTED
☐ FURNISH AS CORRECTED
☐ REVISE AND RESUBMIT

ENGINEER has reviewed Shop Drawings and Samples and other data which Contractor is required to submit, only for conformance with the information given in the Contract Documents and compatibility with the design concept of the completed Project as a functioning whole as indicated in the Contract Documents. Such reviews do not extend to means, methods, techniques, sequences or procedures of construction or to safety precautions and programs incident thereto. Such reviews do not extend to any LEED certification or accreditation. Contractor is responsible for dimensions to be confirmed and correlated at the job site; for information that pertains solely to the fabrication processes or to techniques of construction; and for coordination of the work of all trades.

BY: JM
DATE: 11-18-09

* SL = SHIPPED LOOSE
SEE SHT. 02 FOR SUB-ASSEMBLY DETAILS.
SEE SHT. GN1 FOR GENERAL NOTES & COATING LIMITS.
ALL DIMENSIONS IN MILLIMETERS UNLESS OTHERWISE NOTED

STATE OF OHIO
PHILIP M. GASE
64458
REGISTERED PROFESSIONAL ENGINEER
21 OCT 2009

D.S. BROWN
THE D.S. BROWN COMPANY
300 E. CHERRY STREET
NORTH BALTIMORE, OHIO 45872
419.257.3561
FAX: 419.257.0332
WWW.DSBROWN.COM

REV.	DESCRIPTION	DATE	DET.	CKD.

LOCATION — VT-279 & RAMPS OVER WALLOOMSAC RIVER
BRIDGE — B15N & B15S
PROJECT — AC NH 019-1(51)
—
P.O. NO. — 200901908
DESIGNER — TVGA CONSULTANTS
CUSTOMER — KUBRICKY CONSTRUCTION CORP.

ITEM	QUANTITY
27084-1112-1	8 OF 8
–	–
–	–
–	–
–	–
–	–
–	–
–	–
–	–

DESCRIPTION: FIXED HLMR ASSEMBLY & DESIGN INFORMATION
BENNINGTON CO., VT

SCALE:	DRAWN BY:	CHECKED BY:	DATE	
N.T.S.	DA	MJG	7/29/09	–
PROJECT NUMBER	PRODUCT CODE	RELEASE	SHEET	
27084	1112	1	01	