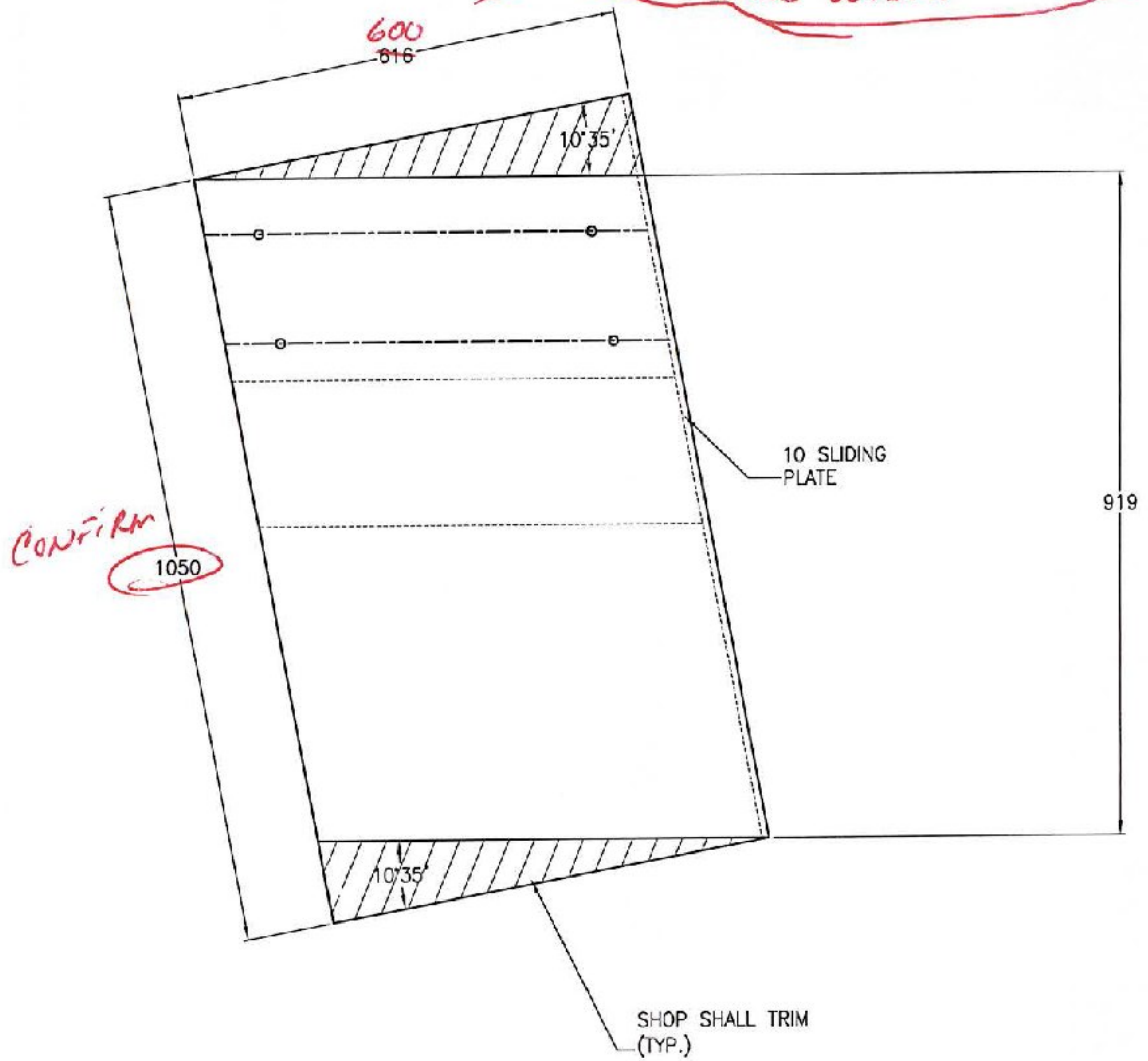
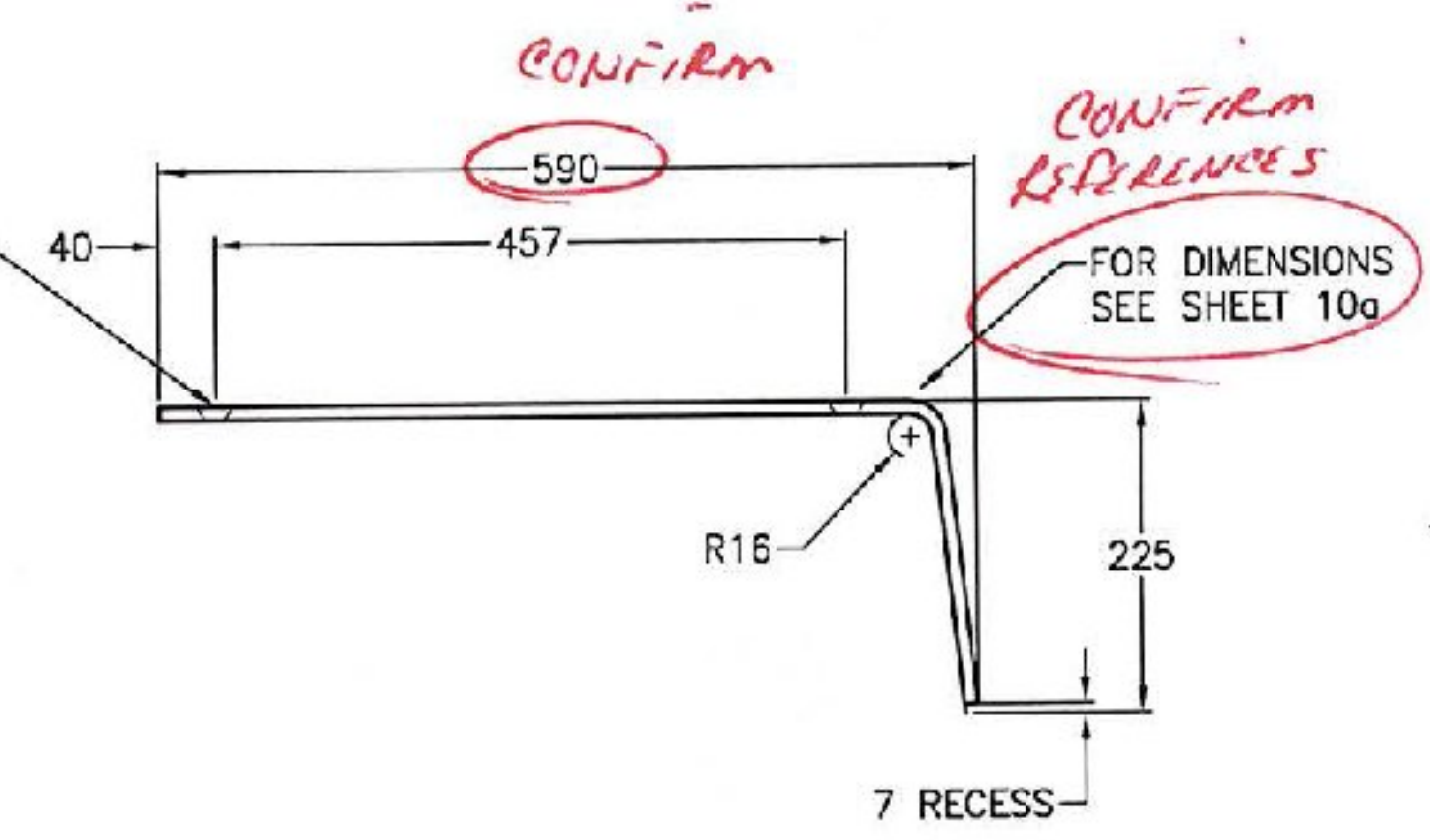


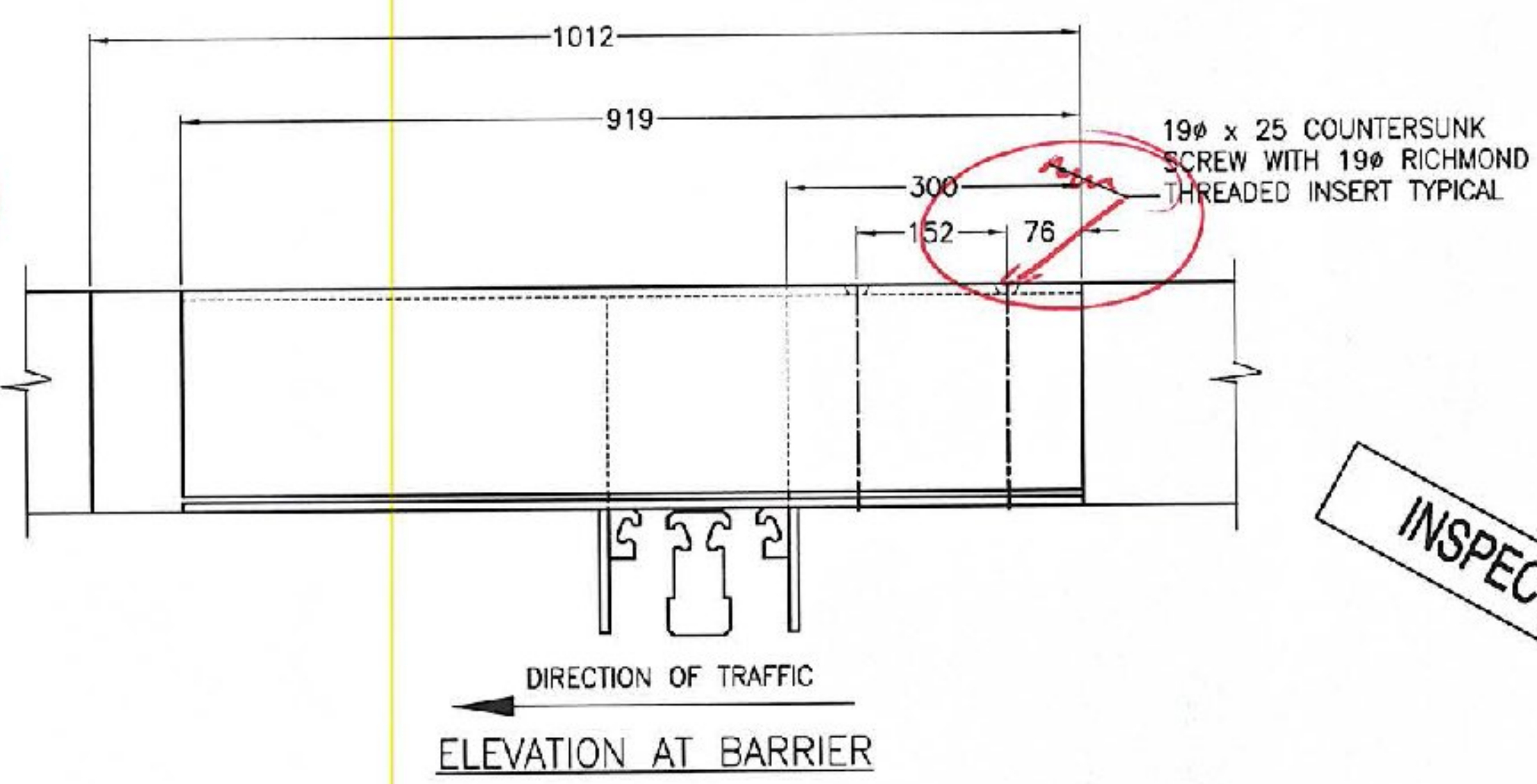
THIS DIM SHOULD EQUAL THE CURB WIDTH



19# x 25 COUNTERSUNK SCREW WITH 19# RICHMOND THREADED INSERT TYPICAL
CONTRACTOR SHALL APPLY ANTI-SIEZE TO THE TREADS OF THE SCREWS DURING INSTALLATION.



SECTION AT BARRIER



ELEVATION AT BARRIER

TVGA CONSULTANTS

NO EXCEPTIONS TAKEN REJECTED
 FURNISH AS CORRECTED
 REVISE AND RESUBMIT
 ENGINEER has reviewed Shop Drawings and Samples and other data which Contractor is required to submit, only for conformance with the information given in the Contract Documents and compatibility with the design concept of the completed Project as a functioning whole as indicated in the Contract Documents. Such reviews do not extend to means, methods, techniques, sequences or procedures of construction or to safety precautions and programs incident thereto. Such reviews do not extend to any LEED certification or accreditation. Contractor is responsible for dimensions to be confirmed and correlated at the job site; for information that pertains solely to the fabrication processes or to techniques of construction; and for coordination of the work of all trades.
 BY: Andrew
 DATE: 6/1/2010

INSPECTION REQUIRED

VERMONT AGENCY OF TRANSPORTATION
 COUNTY: BENNINGTON
 PROJECT NO.: AC NH 019-1(51)
 CAPITAL PROJECT ID NO.:
 BRIDGE NO.: B15, B15N, B15S
 WBA PRODUCT DESCRIPTION: MODULAR
 WBA PRODUCT NO.: STM126770AA

SEE SHEET 11 FOR ADDITIONAL INFORMATION

SHEET NUMBER: 2e1
 ITEM DESIGNATION:
 ITEM NUMBER:
 MARK SYSTEM

DRAWING ACTION:
 SUBMITTED FOR APPROVAL
 1/20/10

NO.	DESCRIPTION	DATE

Information provided herein, including but not limited to, any drawing, design, photograph, graphic, or statement(s) ("Materials") are proprietary and the property of Watson Bowman Acme Corporation ("Company"). Reproduction, translation, or reduction to any electronic medium or machine-readable form, in whole or part, is strictly prohibited, except for the express purpose for which it has been furnished, without prior written consent of Company. All Materials contained herein are provided by Company for information purposes only. Company reserves the right to amend or withdraw any information contained in the Materials without notice. All technical or other advice by Company, whether verbal or written, concerning products, or the use of products in specific situations ("Advice") is given by Company and is used at the Users own risk.

Watson Bowman Acme
 Watson Bowman Acme Corp.
 95 Steven Drive
 Arden, NY 14208
 Phone: (716) 291-7566
 Fax: (716) 661-6239
 www.wbcorp.com

BASF
 The Chemical Company

DESIGNED BY:	TPL	DATE:	12/23/09
CHECKED BY:	TEB	DATE:	1/7/10
SCALE:	NTS	WBA JOB NO.:	126770
SHEET NO.:	11 of 14	DRAWING NO.:	B-27569

PROJECT:
 WWII VETERAN'S MEMORIAL HIGHWAY
 VT ROUTE 279, PRINCIPAL ARTERIAL
 WBA MODULAR STM-800 EXPANSION JOINT DETAILS