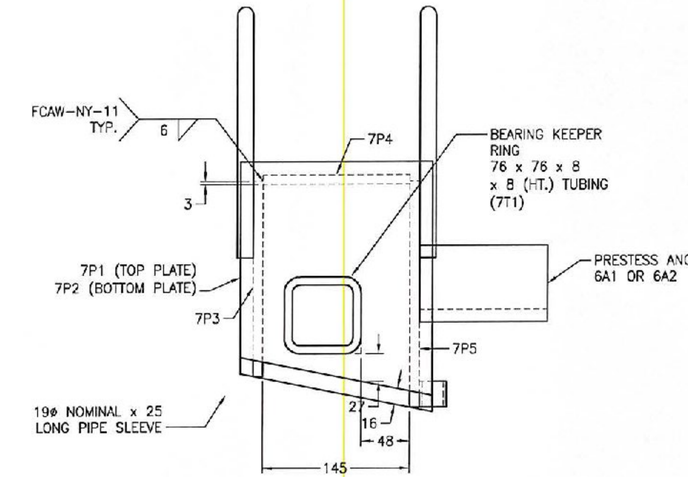

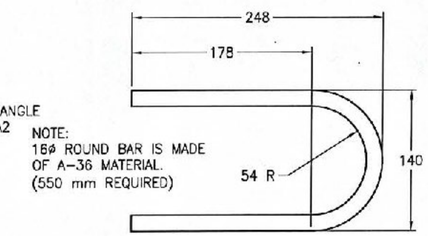

NOTE:
16ø ROUND BAR IS MADE OF A-36 MATERIAL. (550 mm REQUIRED)

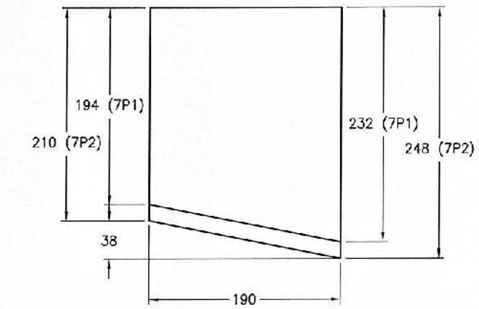

7P1 & 7P2 DETAIL

10 PLATE (3/8" PLATE)

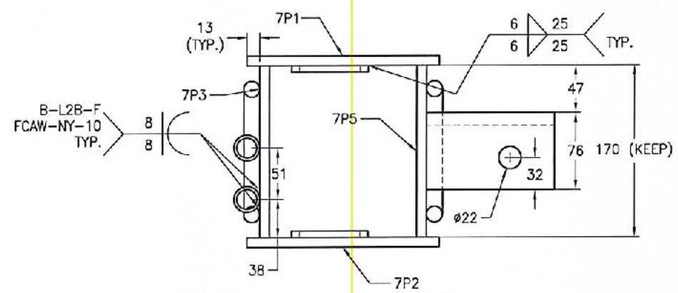

SUPPORT BOX ASSEMBY

STR126770P1S203

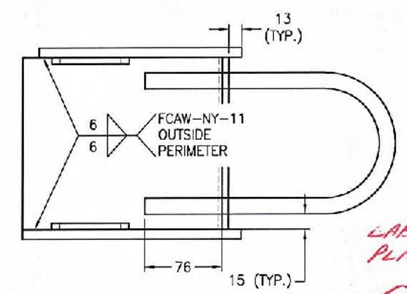

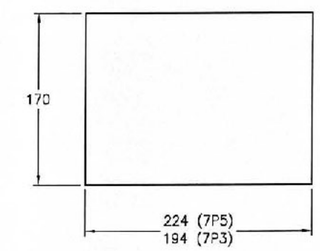

LABEL PLATE

7P3 & 7P5 DETAIL

10 PLATE (3/8" PLATE)

7P4 DETAIL
10 PLATE

TVGA CONSULTANTS

☐ NO EXCEPTIONS TAKEN ☐ REJECTED
☒ FURNISH AS CORRECTED
☐ REVISE AND RESUBMIT

ENGINEER has reviewed Shop Drawings and Samples and other data which Contractor is required to submit, only for conformance with the information given in the Contract Documents and compatibility with the design concept of the completed Project as a functioning whole as indicated in the Contract Documents. Such reviews do not extend to means, methods, techniques, sequences, or procedures of construction or to safety precautions and programs incident thereto. Such reviews do not extend to any LEED certification or accreditation. Contractor is responsible for dimensions to be confirmed and correlated at the job site; for information that pertains solely to the fabrication processes or to techniques of construction; and for coordination of the work of all trades.

BY: [signature]
DATE: 6/1/2010

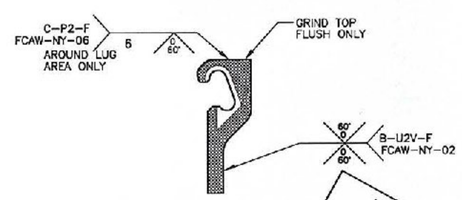

"R" SHOP WELD DETAIL

NOTE: SHADED AREAS TO BE WELDED.

SHOP NOTE:
INSURE THAT LOCKING LUGS ARE IN ALIGNMENT AT CURB UPTURNS PRIOR TO WELDING

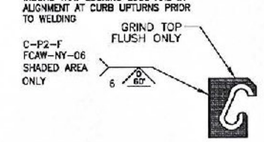

"A3" SHOP WELD DETAIL

INSPECTION REQUIRED

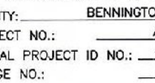

MARK SYSTEM

STR126770AA03 QTY: 1 REQ'D. STRUCTURED BILL OF MATERIALS

LV	PART NO.	QTY	UM	DESCRIPTION	CLASS	MATERIAL	REVISION
0	STR126770AA03	1	EA	STR-600 SUPPORT BOX (X		UNCOATED	
1	3550	13.50	KG	PLATE 10 A 588	A	ASTM A-588	
1	STR126770AA03A	1.00	EA	SUPPORT BOX HARDWARE PARTS (U			
2	4317	2.00	EA	MOD LOOP BOX ANCHOR C11469-*(W	A	ASTM A-36	
2	7233	2.00	EA	PIPE 19ø, SCHEDULE 40 x 25 LONG	A	SCHEDULE 40	
2	4286	2.00	EA	MOD BEARING KPR RING A22201*(W	A	ASTM A-500 GRADE B	

STR126770AA04 QTY: 1 REQ'D. STRUCTURED BILL OF MATERIALS

LV	PART NO.	QTY	UM	DESCRIPTION	CLASS	MATERIAL	REVISION
0	STR126770AA04	1	EA	STR-600 SUPPORT BOX (X		UNCOATED	
1	3550	13.50	KG	PLATE 10 A 588	A	ASTM A-588	
1	STR126770AA04A	1.00	EA	SUPPORT BOX HARDWARE PARTS (U			
2	4317	2.00	EA	MOD LOOP BOX ANCHOR C11469-*(W	A	ASTM A-36	
2	4286	2.00	EA	MOD BEARING KPR RING A22201*(W	A	ASTM A-500 GRADE B	

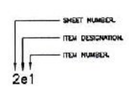

MARK SYSTEM

DRAWING ACTION:

SUBMITTED FOR APPROVAL

1/20/10

NO.	DESCRIPTION	NAME	DATE
3			
2			
1			

Information provided herein, including but not limited to, any drawing, design, photograph, graphic, or statement(s) ("Materials") are proprietary and the property of Watson Bowman Acme Corporation ("Company"). Reproduction, translation, or reduction to any electronic medium or machine readable form, in whole or part, is strictly prohibited, except for the express purpose for which it has been furnished, without prior written consent of Company. All Materials contained herein are provided by Company for information purposes only. Company reserves the right to amend or withdraw any information contained in the Materials without notice. All technical or other advice by Company, whether verbal or written, concerning products, or the use of products in specific situations ("Advice") is given by Company and is used at the Users own risk.

Watson Bowman Acme
Watson Bowman Acme Corp.
55 Fleetview Drive
Amherst, NY 14228
phone: (716)691-7566
fax: (716)691-2239
www.wbacorp.com

BASF The Chemical Company

PROJECT:
WWII VETERAN'S MEMORIAL HIGHWAY
VT ROUTE 279, PRINCIPAL ARTERIAL

WBA MODULAR STM-600 EXPANSION JOINT DETAILS

DETAILED BY: TPL	DATE: 12/23/09
CHECKED BY: TEB	DATE: 1/7/10
SCALE: NTS	WBA JOB NO.: 126770
SHEET NO.: 7 of 14	DRAWING NO.: B-27569

VERMONT AGENCY OF TRANSPORTATION

COUNTY: BENNINGTON
PROJECT NO.: AC NH 019-1(51)
CAPITAL PROJECT ID NO.: –
BRIDGE NO.: B15, B15N, B15S
WBA PRODUCT DESCRIPTION: MODULAR
WBA PRODUCT NO.: STM126770AA