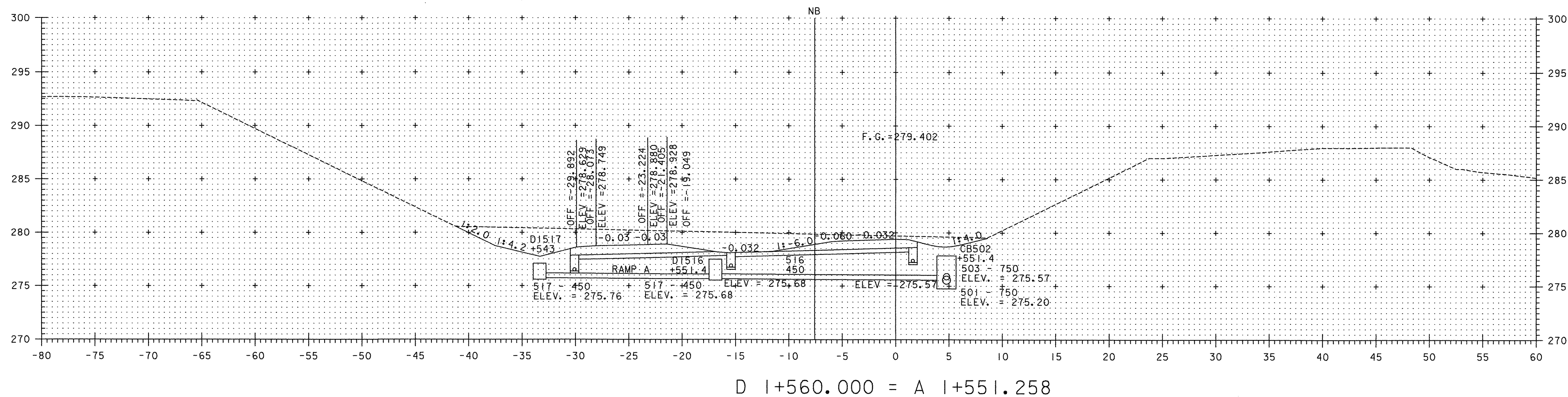
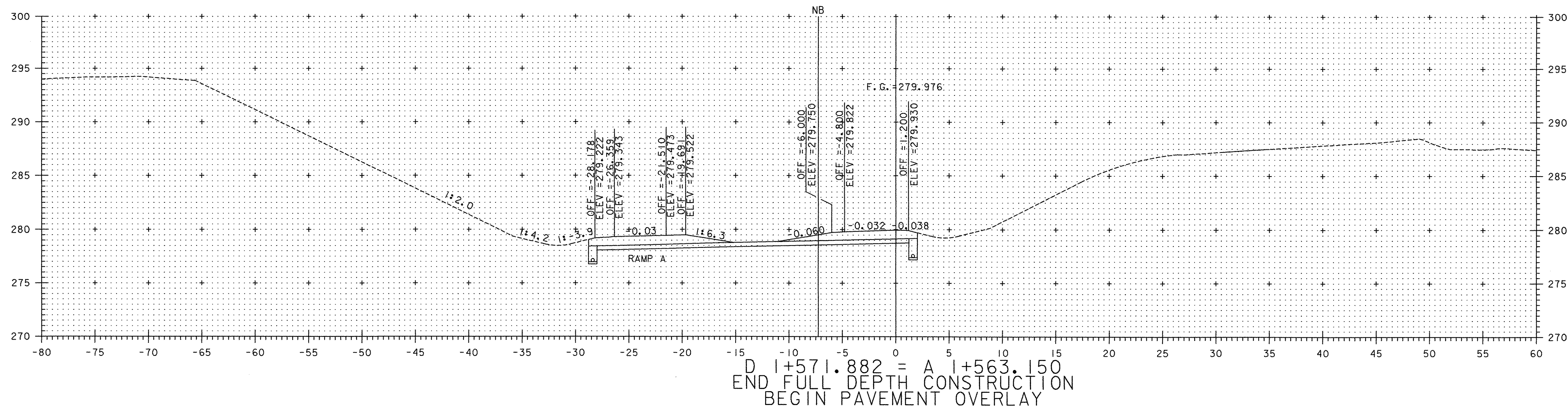
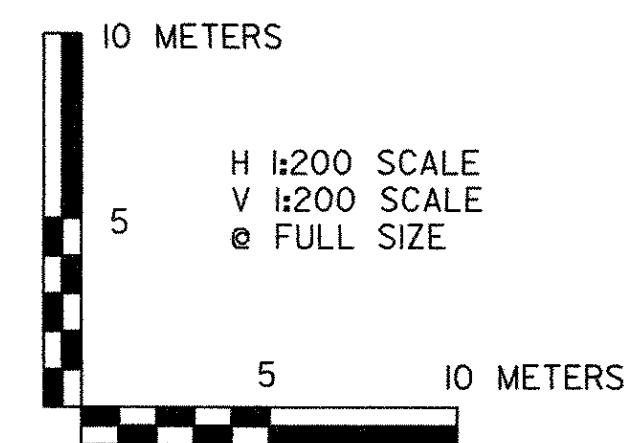


STA. D 1+591.756 = NB 6+560.000, 6.9 m RT.



NOTE:
FOR CLARITY, RAMP A CROSS SECTIONS HAVE BEEN
COMBINED WITH RAMP D CROSS SECTIONS. BE ADVISED
RAMP A SECTIONS ARE PERPENDICULAR TO RAMP D
ALIGNMENT. ALL OFFSETS SHOWN ARE FROM RAMP D.



VERMONT AGENCY OF TRANSPORTATION	
	PROJECT NAME: BENNINGTON
	PROJECT NUMBER: AC NH 019-1(51)
FILE NAME: ...z307c1xs_combined.ptf	PLOT DATE: 1/29/2009
DESIGN SUPERVISOR: GREG EDWARDS	DRAWN BY: STANTEC
DESIGNED BY: MARC FOISY	CHECKED BY: GARY SANTY
RAMP D CROSS SECTIONS DX-14	
SHEET 335 OF 367	

V:\953\active\9530002\transportation\drawing\com\rdet\1\stac1_files\cd307c1xs_combined.dwg