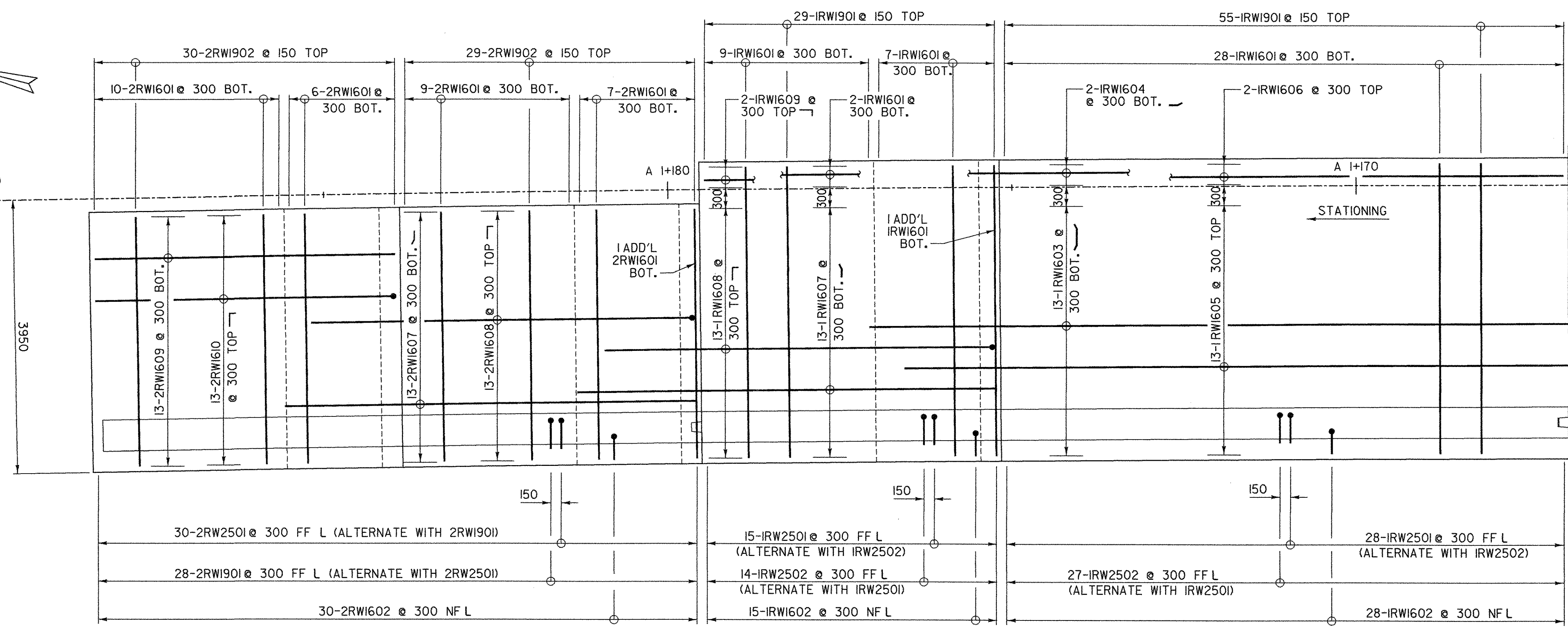



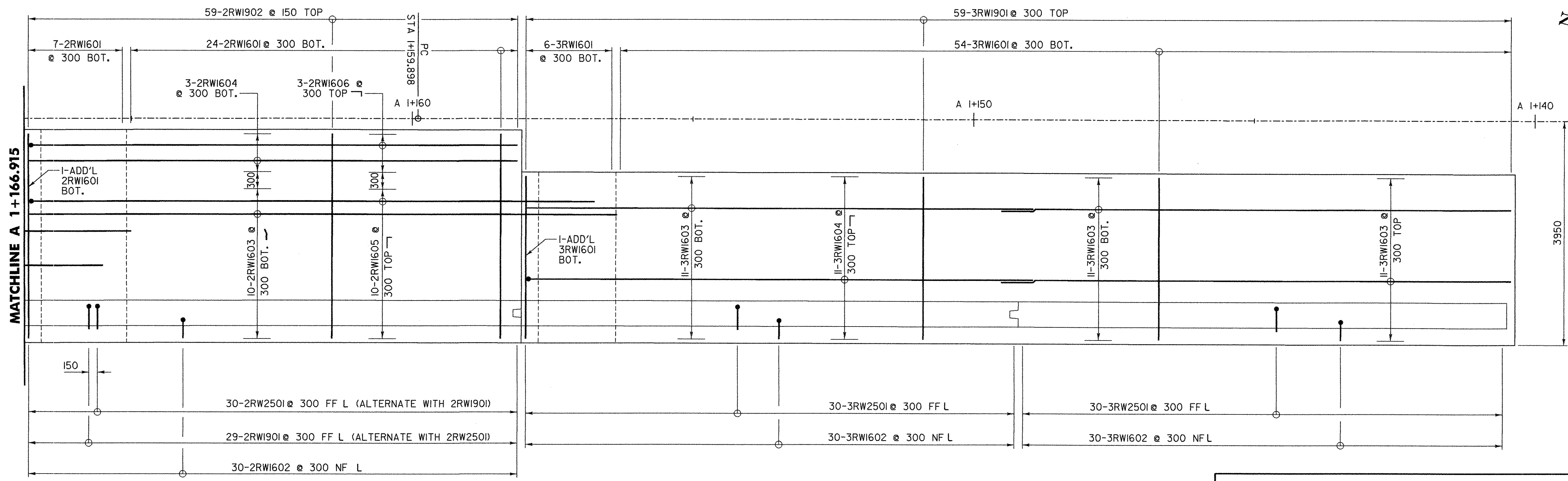
RAMP A PGL  
STATIONING ←



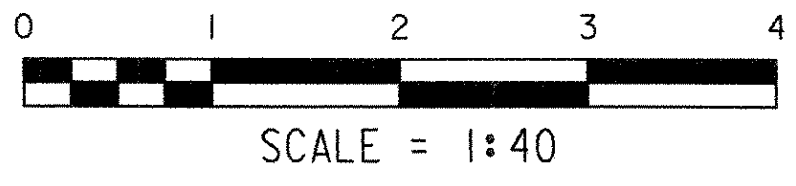
MATCHLINE A 1+166.915



RAMP A PGL  
STATIONING ←



MATCHLINE A 1+166.915



**NOTE:**

- NF = NEAR FACE
  - FF = FAR FACE
  - EF = EACH FACE
  - ▲ = CUT TO FIT IN FIELD
- 75 CLR. UNLESS OTHERWISE NOTED ON THE PLANS.

**VERMONT AGENCY OF TRANSPORTATION**



PROJECT NAME: BENNINGTON  
 PROJECT NUMBER: AC NH 019-1(51)  
 FILE NAME: ...:\plot files\vd307clcvps\_03.prf PLOT DATE: 2/2/2009  
 DESIGN SUPERVISOR: GREG EDWARDS DRAWN BY: STANTEC  
 DESIGNED BY: SCOTT BURBANK CHECKED BY: MIKE CHENETTE  
 CVPS RET. WALL FOOT. REINF. PLN. CVPS-03 SHEET 182 OF 367

V:\B5\active\B530002\transportation\drawing\contract\_\plot\_files\vd307clcvps\_03.prf