



**STREET LIGHTING LEGEND**

- TYPE 'K' STREET LIGHT
- UNDERGROUND ELECTRICAL CONDUIT
- HAND HOLE / JUNCTION BOX

**ELECTRICAL CONDUIT**

STA. A 1+100.000, 2.5m LT. - STA. A 1+166.071, 2.4m LT.  
 STA. A 1+166.071, 2.4m LT. - STA. A 1+228.508, 2.4m LT.  
 STA. A 1+228.508, 2.4m LT. - STA. A 1+395.288, 2.4m LT.  
 STA. A 1+395.288, 2.4m LT. - STA. A 1+400.000, 4.2m LT.  
 STA. D 1+100.000, 2.6m RT. - STA. D 1+101.675, 2.6m RT.  
 STA. D 1+101.675, 2.6m RT. - STA. D 1+168.518, 3.3m RT.

**LIGHT POLES**

STA. A 1+166.071, 2.4m LT.  
 STA. D 1+101.675, 2.6m RT.  
 STA. D 1+168.518, 3.3m RT.

**LIGHT POLE BASE**

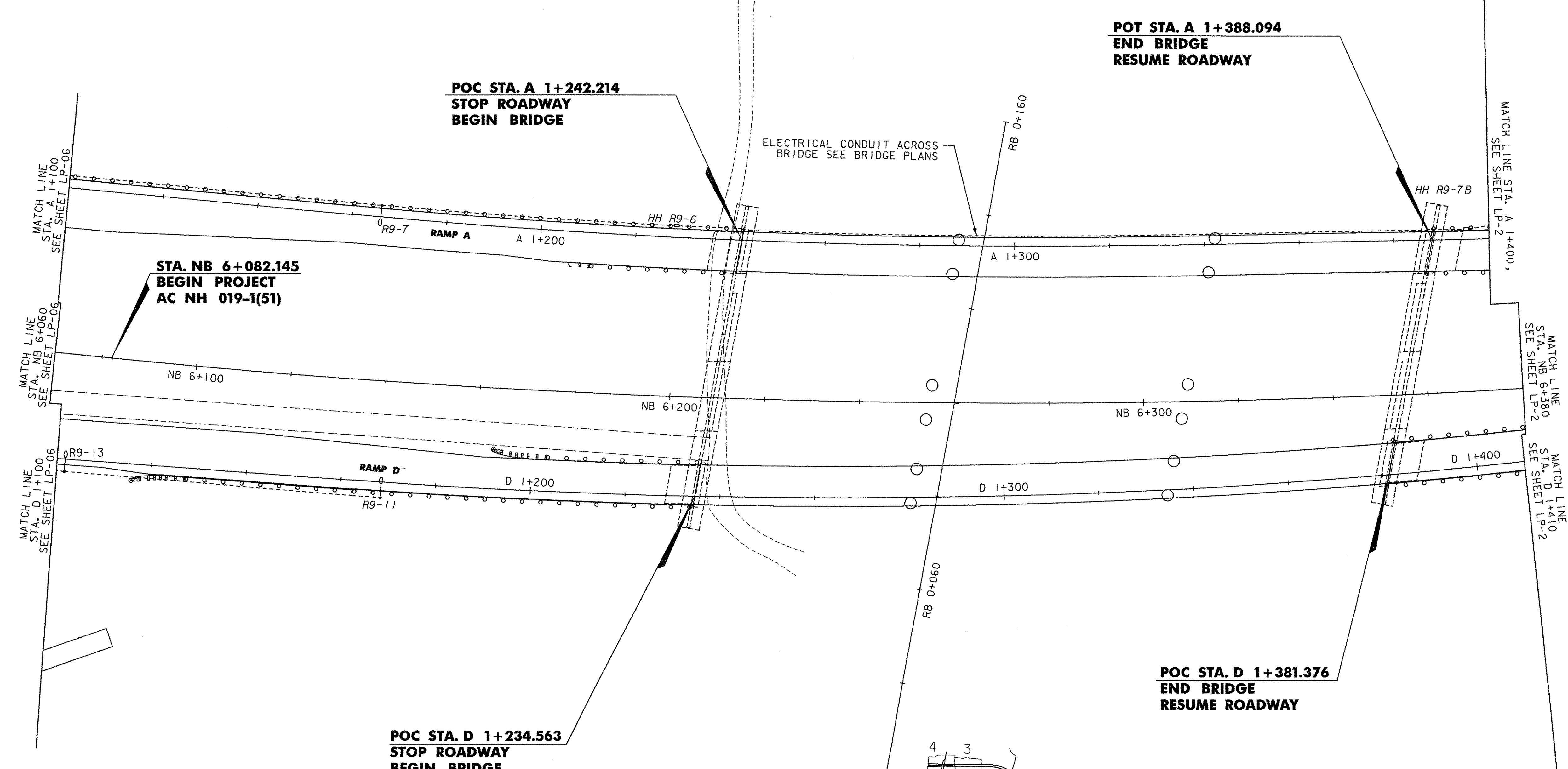
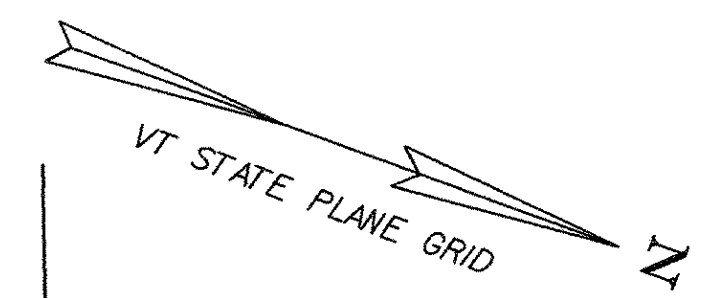
STA. A 1+166.071, 2.4m LT.  
 STA. D 1+101.675, 2.6m RT.  
 STA. D 1+168.518, 3.3m RT.

**JUNCTION BOX**

STA. A 1+137.273, 4.3m LT.  
 STA. A 1+228.508, 4.3m LT.  
 STA. A 1+395.288, 4.3m LT.

**BREAKAWAY FEATURE FOR LIGHT POLE**

STA. D 1+101.675, 2.6m RT.



**STA. NB 6+082.145  
 BEGIN PROJECT  
 AC NH 019-1(51)**

**POC STA. A 1+242.214  
 STOP ROADWAY  
 BEGIN BRIDGE**

**POT STA. A 1+388.094  
 END BRIDGE  
 RESUME ROADWAY**

**POC STA. D 1+234.563  
 STOP ROADWAY  
 BEGIN BRIDGE**

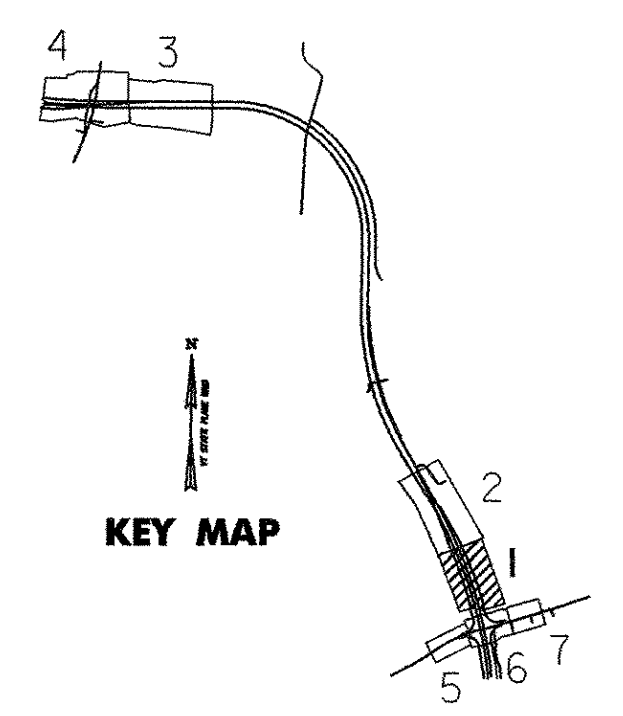
**POC STA. D 1+381.376  
 END BRIDGE  
 RESUME ROADWAY**

**STREET LIGHTING LOCATIONS - LP-01**

POLE NO.	LOCATION (M)	OFF SET (M)	BREAK-AWAY BASE	LUMINAIRE			LUMINAIRE MOUNTING HT. TO ROADWAY (M)	TRANSFORMER BASE HT. (M)	LENGTH OF POLE (M)	ARM RISE (M)	ARM LENGTH (M)	CONCRETE BASE DIAM / DEPTH (mm) / (mm)
				WATTS	DIST. TYPE	VOLTAGE						
R9-7	A 1+166.1	2.4 LT	NO	250	II	240	10.6	0.4	10.8	1	3.5	750 / 2400
R9-11	D 1+168.6	3.3 RT	NO	250	II	240	10.6	0.4	9.2	1	2.5	750 / 1800
R9-13	D 1+101.7	2.6 RT	YES	250	II	240	10.6	0.4	9.2	1	2.5	750 / 1800

**HAND HOLE LOCATIONS - LP-01**

HAND HOLE NO.	LOCATION	TYPE	REMARKS
HH R9-6	SCALED PER LIGHTING PLANS	JUNCTION BOX	
HH R9-7B	SCALED PER LIGHTING PLANS	JUNCTION BOX	



**VERMONT AGENCY OF TRANSPORTATION**



PROJECT NAME: BENNINGTON  
 PROJECT NUMBER: AC NH 019-1(51)  
 FILE NAME: ...\\zd307c\lgtf.plans.500.pff PLOT DATE: 2/2/2009  
 DESIGN SUPERVISOR: GREG EDWARDS DRAWN BY: STANTEC  
 DESIGNED BY: MARC FOISY CHECKED BY: GARY SANTY  
**LIGHTING PLAN LP-01** SHEET 147 OF 367

V:\BES\active\BES\0002\transportation\drawing\contract\1\plot\_files\zd307c\lgtf.plans.500.pff