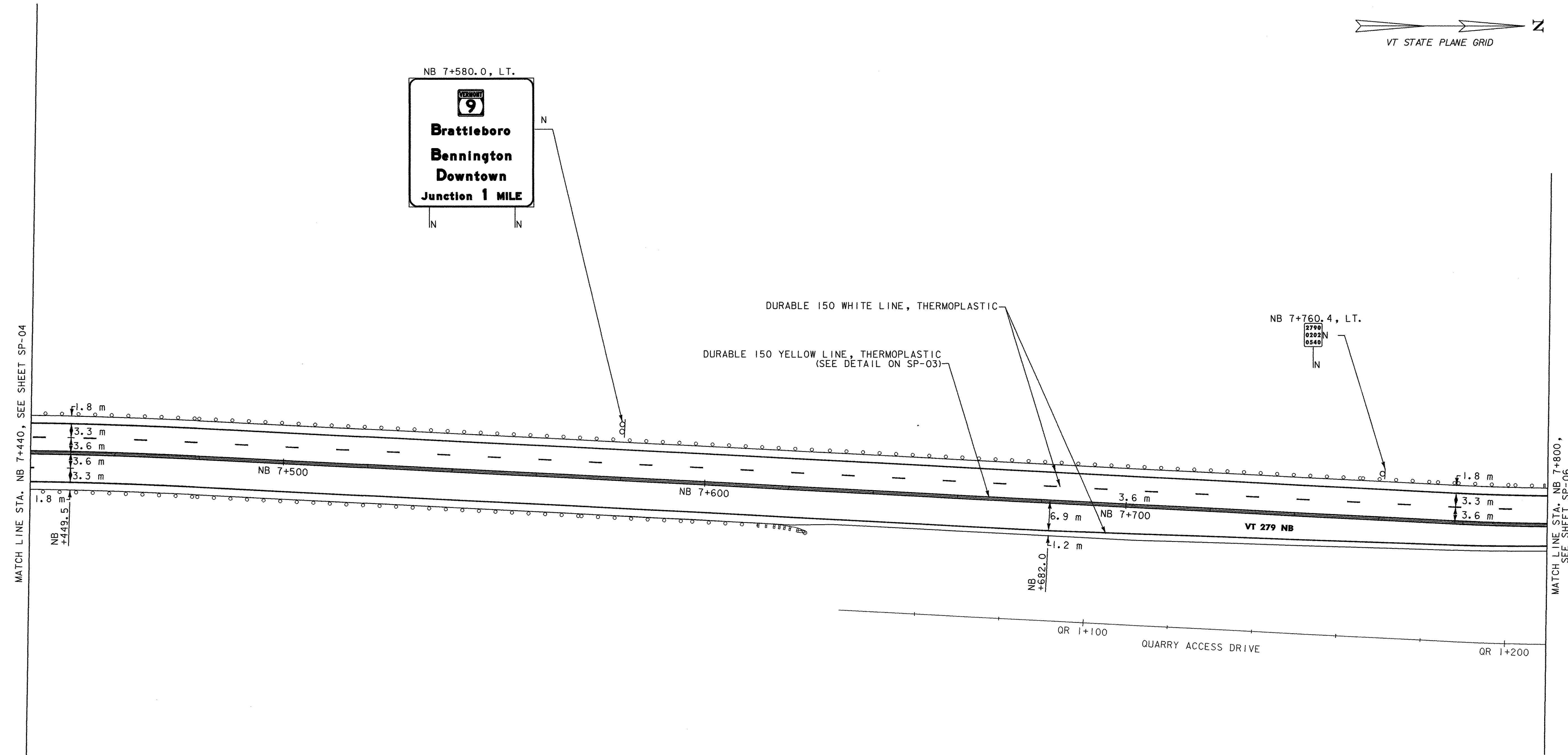




DURABLE 150 WHITE LINE, THERMOPLASTIC
 STA. NB 7+440.0 TO 7+800.0, SOLID LT. & RT.
 STA. NB 7+440.0 TO 7+800.0, DASHED LT.
 STA. NB 7+440.0 TO 7+449.5, DASHED RT.

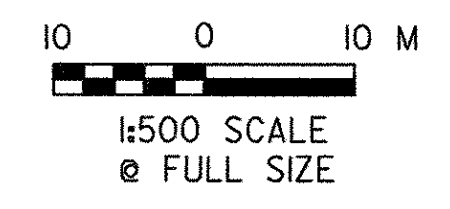
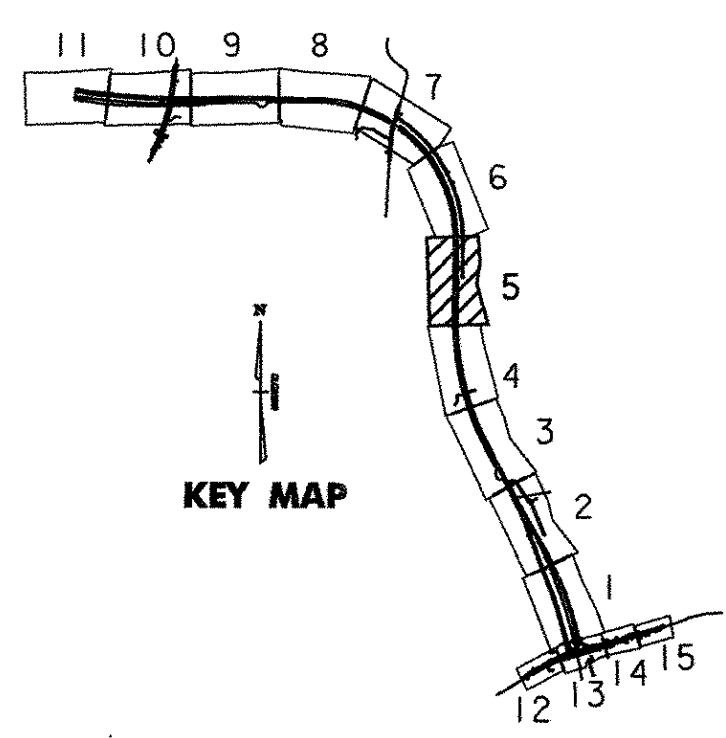
DURABLE 150 YELLOW LINE, THERMOPLASTIC
 STA. NB 7+440.0 TO 7+800.0, DOUBLE SOLID ☒

MILLED RUMBLE STRIPS
 LOCATION TYPE
 STA. NB 7+440.0 TO 7+800.0, LT. SHOULDER
 STA. NB 7+440.0 TO 7+800.0, RT. SHOULDER
 STA. NB 7+440.0 TO 7+800.0, ☒ CENTERLINE



SIGN & DELINEATOR LEGEND

- N = NEW
- R = REMOVE
- R&S = REMOVE & SALVAGE
- S = SALVAGE SIGN
- RET = RETAIN
- (B-B) = BACK TO BACK
- ⊙ = RETURN TO TOWN OF BENNINGTON
- ↑ = TYPE I (WHITE)
- ↑ = TYPE I (AMBER)
- ↑ = TYPE I (WHITE W/REF PLAQUE)
- ↑ = TYPE II
- ↑ = TYPE III (WHITE)
- ↑ = TYPE III (AMBER)
- * = MATCH EXISTING CONDITIONS



NOTE: ALL DIMENSIONS, NOTES, AND CALLOUTS ARE IN MILLIMETERS (mm) EXCEPT WHERE NOTED

VERMONT AGENCY OF TRANSPORTATION



PROJECT NAME: BENNINGTON
 PROJECT NUMBER: AC NH 019-1(51)
 FILE NAME: ...\\plot files\zd307cl\xt_sgn.pptf PLOT DATE: 1/30/2009
 DESIGN SUPERVISOR: GREG EDWARDS DRAWN BY: STANTEC
 DESIGNED BY: MARC FOISY CHECKED BY: GARY SANTY
SIGNS AND MARKINGS SP-05 SHEET 113 OF 367

V:\1953\active\19530002\transportation\drawing\contract\plot files\zd307cl\xt_sgn.pptf